

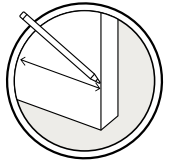
# Ceres

CRS-HB90

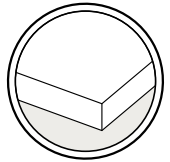
## Wall Mount 'H' Back Plate Hinge



Do not measure images.  
Use specified dimensions.



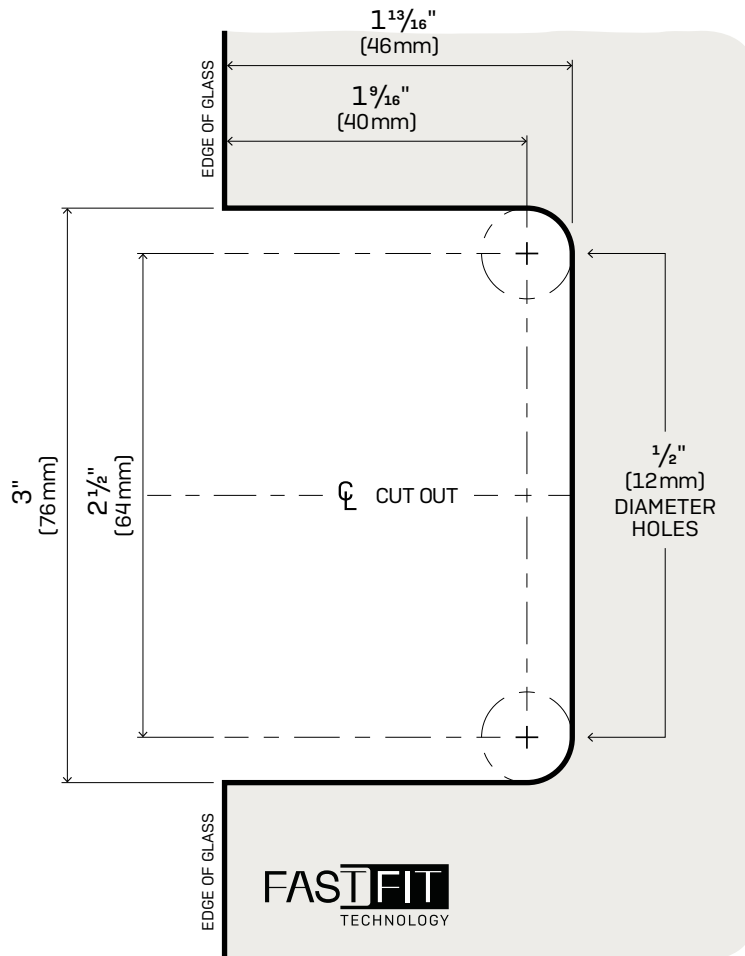
Measure from finished  
edge of glass.



Use monolithic glass.

- > A standard clearance of  $\frac{5}{32}$ " (4mm) to  $\frac{3}{16}$ " (8mm) installation is recommended
- > Use rectangle cut out option for quicker FastFit installation

Preferred Rectangle  
Cut Out (Ideal for Future Glass)



Alternate Mouse Ear  
Cut Out

