


# SPECIFICATIONS

## DESCRIPTION

- Escutcheon included
- Complements Holborn™ collection and other transitional designs
- 1/2" outlet male; 1/2" inlet male NPT
- Use U.5379 3/4" M x 1/2" F adaptor to use 3/4" showerhead assembly

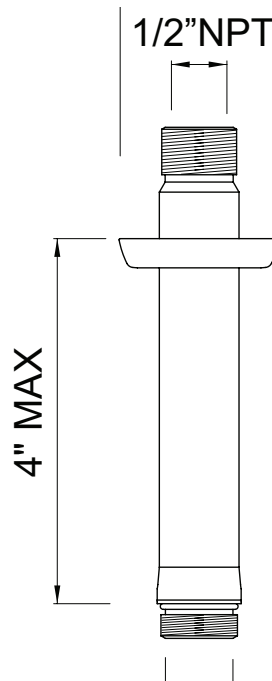
## WARRANTY

- Most products or parts carry "Limited Warranties" against manufacturing defects. For US customers please visit [houseofrohl.com/support](http://houseofrohl.com/support) and for Canadian customers please visit [houseofrohl.ca/support](http://houseofrohl.ca/support) for complete product and finish warranty.



4" Ceiling Mount Shower Arm

**MODEL:** U.5888



**For warranty or additional information, contact:**

U.S.A.  
[houseofrohl.com/support](http://houseofrohl.com/support)  
1-800-777-9762

QUEBEC / MARITIMES / WESTERN CANADA  
QUÉBEC / MARITIMES / OUEST CANADIEN  
QUEBEC / MARITIMOS / CANADA OCCIDENTAL  
[houseofrohl.ca/support](http://houseofrohl.ca/support)  
1-866-473-8442

ONTARIO  
[houseofrohl.ca/support](http://houseofrohl.ca/support)  
1-800-287-5354


# SPÉCIFICATIONS

## DESCRIPTION

- Rosace incluse
- Complète la collection Holborn<sup>MC</sup> et autres collections de style transitionnel
- Sortie 1/2" mâle ; entrée 1/2" mâle NPT
- Utiliser l'adaptateur U.5379 3/4" M x 1/2" F avec une tête de douche 3/4"

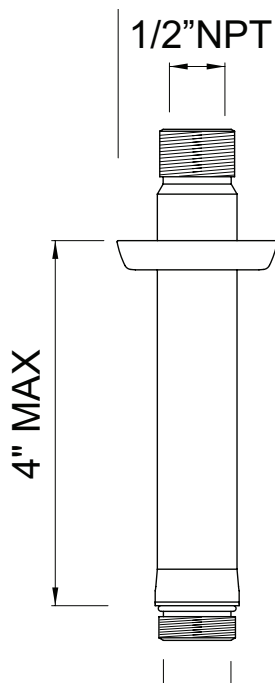
## GARANTIE

- La plupart des produits ou pièces comportent des « garanties limitées » contre les défauts de fabrication. Pour les clients américains, veuillez visiter [houseofrohl.com/support](http://houseofrohl.com/support) et pour les clients canadiens, veuillez visiter [houseofrohl.ca/support](http://houseofrohl.ca/support) pour la garantie complète du produit et du fini.



Bras de douche de plafond 4"

**MODÈLES:** U.5888



**For warranty or additional information, contact:**

U.S.A.  
[houseofrohl.com/support](http://houseofrohl.com/support)  
1-800-777-9762

QUEBEC / MARITIMES / WESTERN CANADA  
QUÉBEC / MARITIMES / OUEST CANADIEN  
QUEBEC / MARITIMOS / CANADA OCCIDENTAL  
[houseofrohl.ca/support](http://houseofrohl.ca/support)  
1-866-473-8442

ONTARIO  
[houseofrohl.ca/support](http://houseofrohl.ca/support)  
1-800-287-5354


## ESPECIFICACIONES

### DESCRIPCIÓN

- Roseta incluida
- Complementa la colección Holborn™ y otras colecciones de estilos de transición.
- salida macho de 1/2"; Entrada macho NPT de 1/2"
- Utilice el adaptador U.5379 3/4" M x 1/2" F con un cabezal de ducha de 3/4"

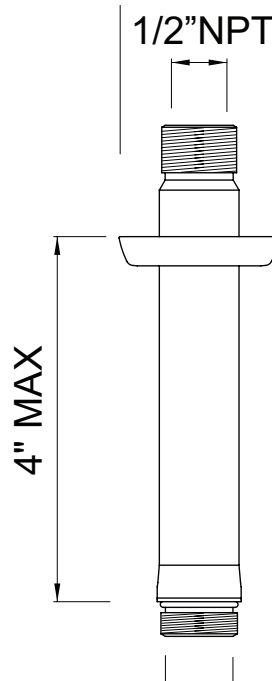
### GARANTÍA

- La mayoría de los productos o piezas cuentan con "Garantías limitadas" contra defectos de fabricación. Para los clientes de EE. UU., visite [houseofrohl.com/support](http://houseofrohl.com/support) y para los clientes canadienses, visite [houseofrohl.ca/support](http://houseofrohl.ca/support) para conocer la garantía completa del producto y el acabado.



Brazo de ducha de techo de 4"

**MODELOS:** U.5888



**For warranty or additional information, contact:**

U.S.A.  
[houseofrohl.com/support](http://houseofrohl.com/support)  
1-800-777-9762

QUEBEC / MARITIMES / WESTERN CANADA  
QUÉBEC / MARITIMOS / OUEST CANADIEN  
QUEBEC / MARITIMOS / CANADA OCCIDENTAL  
[houseofrohl.ca/support](http://houseofrohl.ca/support)  
1-866-473-8442

ONTARIO  
[houseofrohl.ca/support](http://houseofrohl.ca/support)  
1-800-287-5354