

Technical Data








Column Stage	1 stage
Max Loading Capacity	80KG
Height	725mm

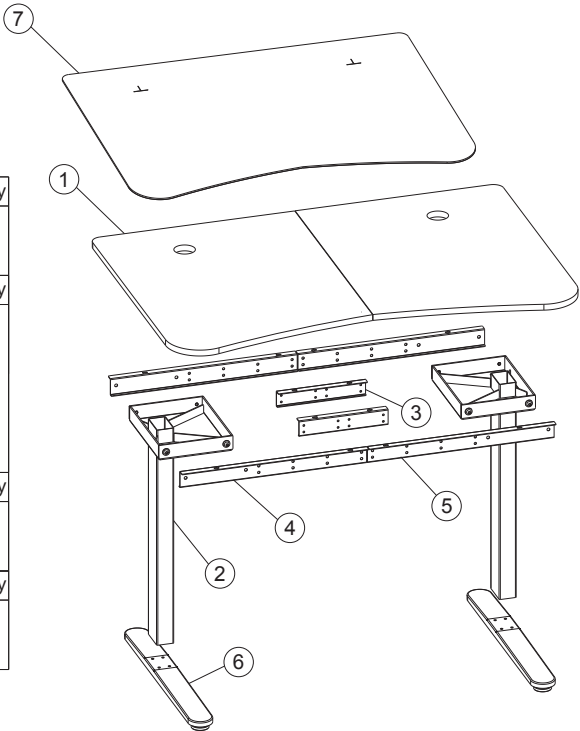
Accessory List

Attention: The drawings below are for reference only, which might be slightly different from the actual product. Any missing tools or installation issues, please contact customer service.

No.	Image	Spec	Qty
A		M6×16mm	24
B		M6 washer	16
C		M8×16mm	8
D		M8 washer	8
E		Hexagonal Wrench 5x5mm	1
F		Hexagonal Wrench 4x4mm	1
G		ST4.8×16mm	12
H		M5 washer	12
I		St4.2×16mm	2
J		Gasket	1

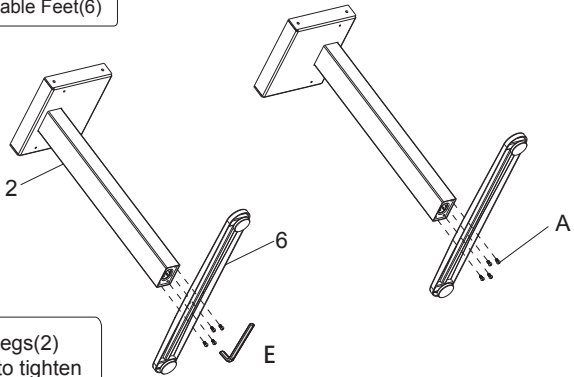
Component List

No.	Part		Qty		
①			1		
No.	Part	Qty	No.	Part	Qty
②	 Table Leg	2	③	 Middle Crossbeam	2
④	 Left Crossbeam	2	⑤	 Right Crossbeam	2
⑥	 Table Foot	2	⑦	 Table Pad	1



Step 1

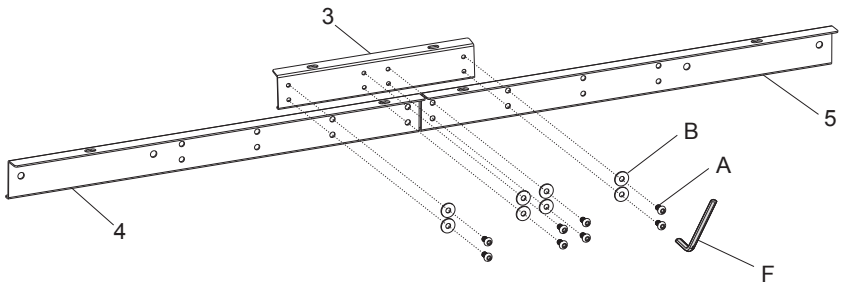
Install the Table Feet(6)



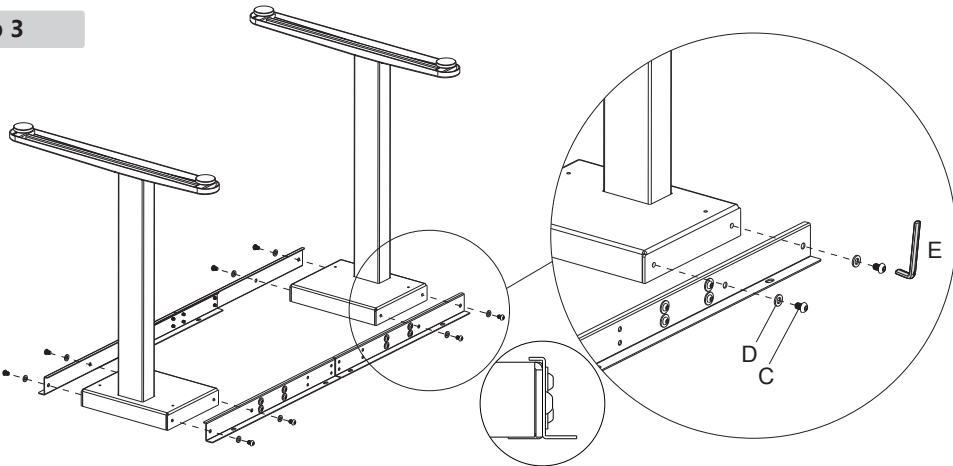
Install table feet(6) and table legs(2) together, use 4*4 wrench (F) to tighten the screws (A).

Step 2

Install the crossbeam(3) and crossbeam(4) (5) together, use 4*4 wrench (F) to tighten the screws (A).



Step 3



Step 4

G x12



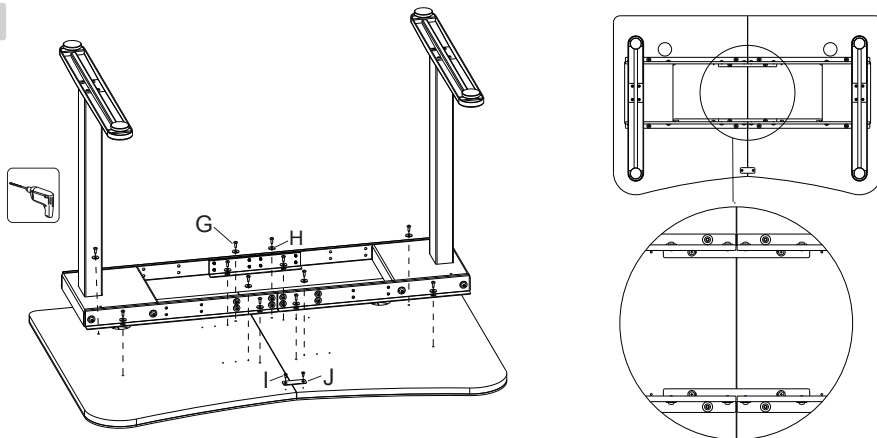
I x2



H x12
M5 washer

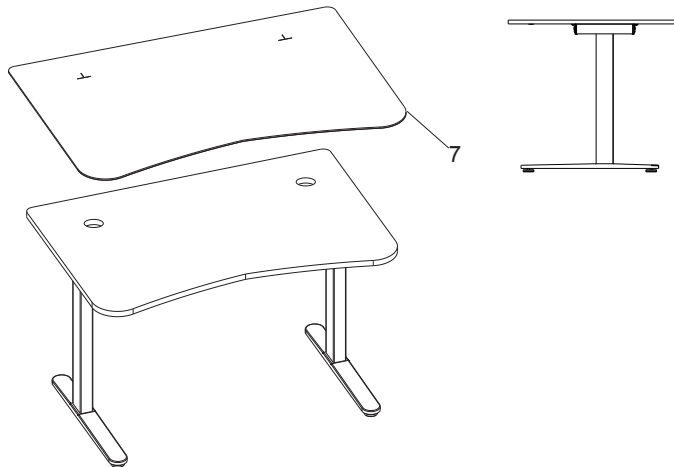


J x1



Step 5

Put the Table Pad(7)



Caution

This product contains small items that could be a choking hazard if swallowed. Keep these items away from young children.

- Be familiar with all functions and program settings of the product before first use.
- Children are forbidden to play on the product because of unforeseen action when playing, so any dangerous consequences caused by this improper action will not happen.
- This appliance can be used by children aged from 8 years and above and persons with reduced physical, sensory or mental capabilities or lack of experience and knowledge if they have been given supervision or instruction concerning use of the appliance in a safe way and understand the hazards involved. Children shall not play with the appliance.
- Cleaning and user maintenance shall not be made by children without supervision.
- Please make sure there is no hazard sources in your operating environment. e.g., do not litter the tools around. Always be careful to treat the packaging materials in order to avoid any possible danger, e.g. plastic bag may lead to choking hazard to children.
- Keep the original package of the equipment if necessary in case of the future use in transportation.