

3-TIER PLANT STAND WITH DECORATIVE SCROLL DESIGN HMI-757





Review all assembly and care information before using this product. Save this manual for future reference.
Assemble components on a soft, clean surface to avoid damaging the finish.



**25
pounds**
11 kg
Weight Capacity
per Shelf



Inspect packaging to ensure all parts are accounted for before disposing of packing materials.
Save the packing slip.

No.	PARTS	QTY.
A	 Frame	1
B	 Bottom Shelf	1
C	 Middle Shelf	1
D	 Top Shelf	1



**SCAN THIS CODE
WITH YOUR
SMARTPHONE
TO VIEW OUR
ASSEMBLY VIDEO**



Shelves install into the frame very snugly. Assistance may be required to align shelves into the frame during assembly.

⚠ WARNING:

Manufacturer and seller expressly disclaim any and all liability from personal injury, property damage or loss, whether direct or indirect, or incidental, resulting from the incorrect attachment, improper use, inadequate maintenance, or neglect of this product.

ASSEMBLY

STEP 1

A: 1



Unfold Frame (A).

STEP 2

B: 1



Install Bottom Shelf (B) onto the bottom of Frame (A).

STEP 3

C: 1



Install Middle Shelf (C) onto the middle of Frame (A).

STEP 4

D: 1



Install Top Shelf (D) onto the top of Frame (A).

Care & Maintenance

SAFE USE: For residential use only. Only use on a flat, level surface.

CLEANING: Wipe with a soft, dry or slightly damp cloth. Do not use harsh chemicals, abrasive materials or a pressure washer to clean the unit.

SCRATCHES: The powder coating on the item is tough and durable; however, even with normal use, some scratching is inevitable. Scratches can be repaired with a rust-resistant paint (not included). **WARNING:** The one-year warranty does not cover damages or defects caused by painting and/or repairs.

WINTER CARE & STORAGE: Store in a dry, indoor location. Covering while in storage will help prevent dust buildup.

! SAFETY STATEMENTS & WARNINGS !

- Do not overload or exceed the weight capacity of the shelves.
- Ensure weight is evenly distributed on each shelf to prevent sagging.
- Do not move the stand while in use.
- Do not sit, stand, or climb on the unit.
- Do not use harsh chemicals or abrasive materials to clean the unit.
- Store indoors during the winter and severe weather conditions.

Any modification to the product or failure to follow recommended care will void the product warranty.

If you experience issues with assembly or the product was damaged during transit, please contact our customer service team through one of the methods mentioned at the top of page 1. Please have the item number and order information ready to expedite response time.

! WARNING:

Manufacturer and seller expressly disclaim any and all liability from personal injury, property damage or loss, whether direct or indirect, or incidental, resulting from the incorrect attachment, improper use, inadequate maintenance, or neglect of this product.