
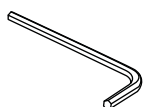
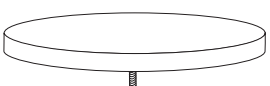
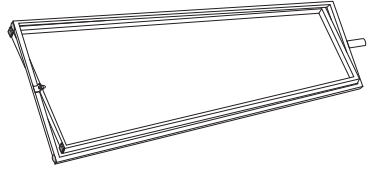
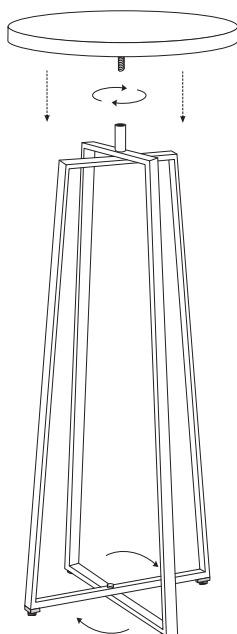


ASSEMBLY INSTRUCTIONS

Zia Drink Table

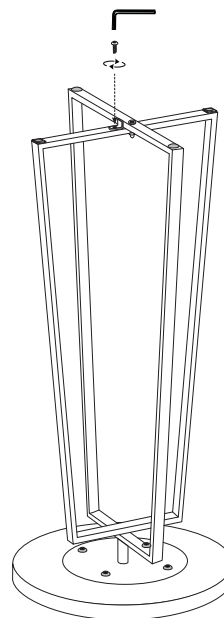
<p>x1</p>  <p>SCREW</p>	<p>x1</p>  <p>ALLEN KEY</p>	 <p>1 PC MARBLE TOP</p>	 <p>1 PC METAL STAND</p>
--	--	---	--

STEP-1



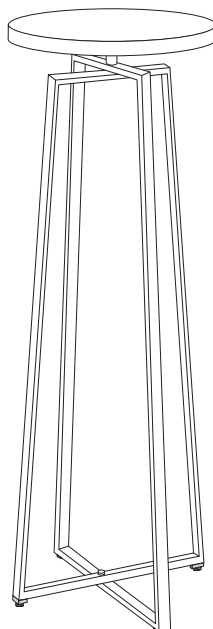
Open stand and secure the top as shown.

STEP-2



Flip the table as shown. Ensure kept on protective surface. Secure both frame with the help of Allen screw as shown.

READY TO USE



Flip the table as shown.