

Ages 6 to 96  
#6142000

# SEQUIN DRAWING

**Decorate the frame with lots of foil stickers and rhinestones. Enjoy endless fun and relaxing play drawing in the sparkly sequins again and again.**



Before you begin, position your board with the sequins and easel on back facing down.

Customize your frame with foil stickers and self-adhesive rhinestones.





Use foam tip end of stylus or your finger to flip sequins up and down to create images.

Use easel to display your frame on a flat surface or use 2 hanging hooks to display it on a wall.

**NOTE:** Ask an adult to help with hanging.



Enjoy hours of fun creating unique designs again and again!



## CREATIVITY **counts**<sup>™</sup>

Creativity Can<sup>™</sup> develop the skills  
needed to achieve lifelong success.

Creativity develops children's problem  
solving and critical thinking skills – it's the  
catalyst for invention, innovation and  
ideas that influence the future.

[www.creativitycan.com](http://www.creativitycan.com)



[www.CreativityforKids.com](http://www.CreativityforKids.com)

Sequin Drawing #6142000

© Faber-Castell USA, Inc. • Cleveland, Ohio 44125 • [www.fabercastell.com](http://www.fabercastell.com)

Designed in USA - Made in China • Safe for Children