

CARLISLE DRESSER MIRROR

ASSEMBLY INSTRUCTIONS

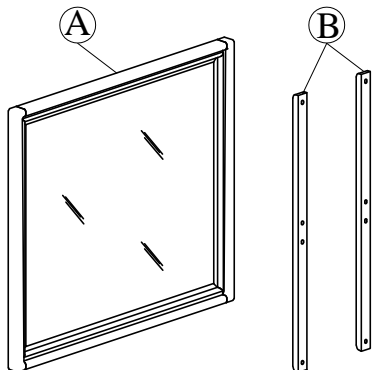


PARTS PACKING CONFIGURATIONS

BOX #1:

- A. MIRROR
B. MIRROR SUPPORT
*MIRROR HARDWARE PACK


1 PC
2 PCS



BOX #2:

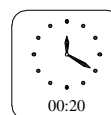
- C. DRESSER
(SOLD SEPARATELY)

1 PC



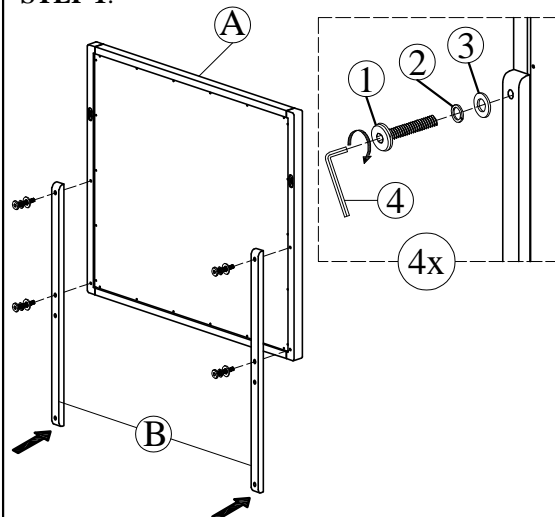
HARDWARE KIT PACKED IN BOX #1

No.	Description	Image	Quantity
1	ALLEN BOLT (8x45mm)		8 PCS
2	SPRING WASHER (M9)		8 PCS
3	FLAT WASHER (M9)		8 PCS
4	ALLEN KEY (4mm)		1 PC

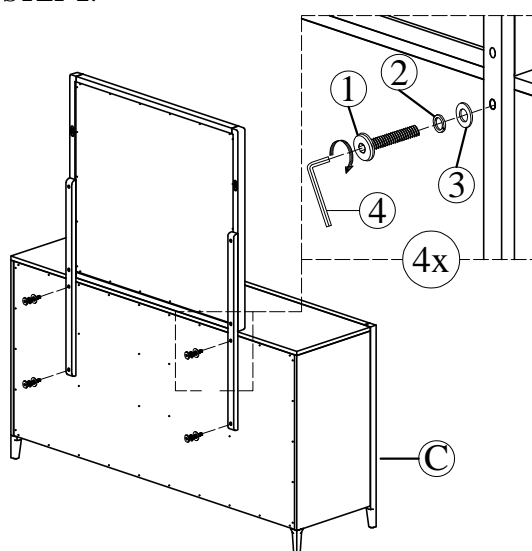


OPTION 1: DRESSER MOUNTING


STEP 1:



STEP 2:



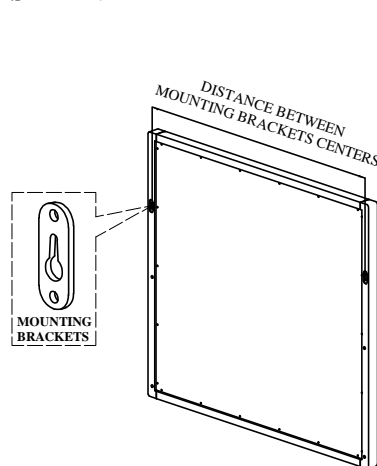
STEP 3:



ASSEMBLY COMPLETE

OPTION 2: WALL MOUNTING

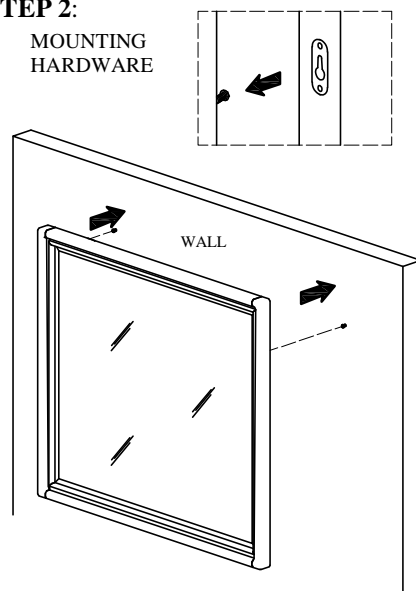
STEP 1:



MIRROR BACK


STEP 2:

MOUNTING
HARDWARE



* WALL MOUNTING HARDWARE
NOT INCLUDED.

STEP 3:



ASSEMBLY COMPLETE