




HOW TO ATTACH CARRY STRAPS TO TREESTAND


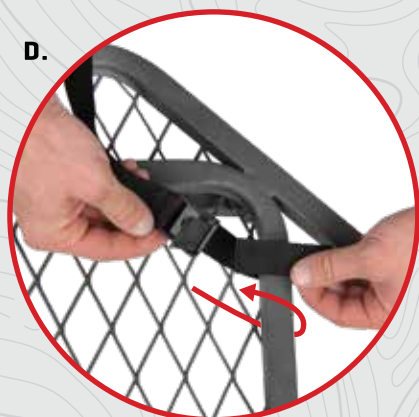
Step 1: Using the short end of the web strap, thread the tag end of the webbing through the platform of your treestand [Fig. A]. *Note: ensure you are on the bottom of the platform*

Step 2: Thread the webbing through the buckle to the desired length and press closed to lock web strap in [Fig. B & C]



Step 3: Repeat steps 1 and 2 on the bottom side with the longer web strap as the bottom of the carry strap [Fig. D & E]

Step 4: Repeat this process on the other side to create backpack straps on the bottom side of the platform on your treestand [Fig. F]



CARE AND USE

Spot clean only with a damp cloth, air dry. Ensure fabric is completely dry before storing



FABRIC CONTENT

100% Polyester,
Exclusive of Trim

ALLEN Company, Inc. / www.byALLEN.com
609 South 104th St / Louisville, CO 80027

⚠ WARNING: This product can expose you to chemicals including Di-n-hexyl Phthalates and Lead Acetate which are known to the State of California to cause cancer and birth defects or other reproductive harm. For more information go to: www.P65Warnings.ca.gov

**SEE THE FULL TREESTAND
LINEUP AT BYALLEN.COM**