

PATINA CRANE METAL STATUES

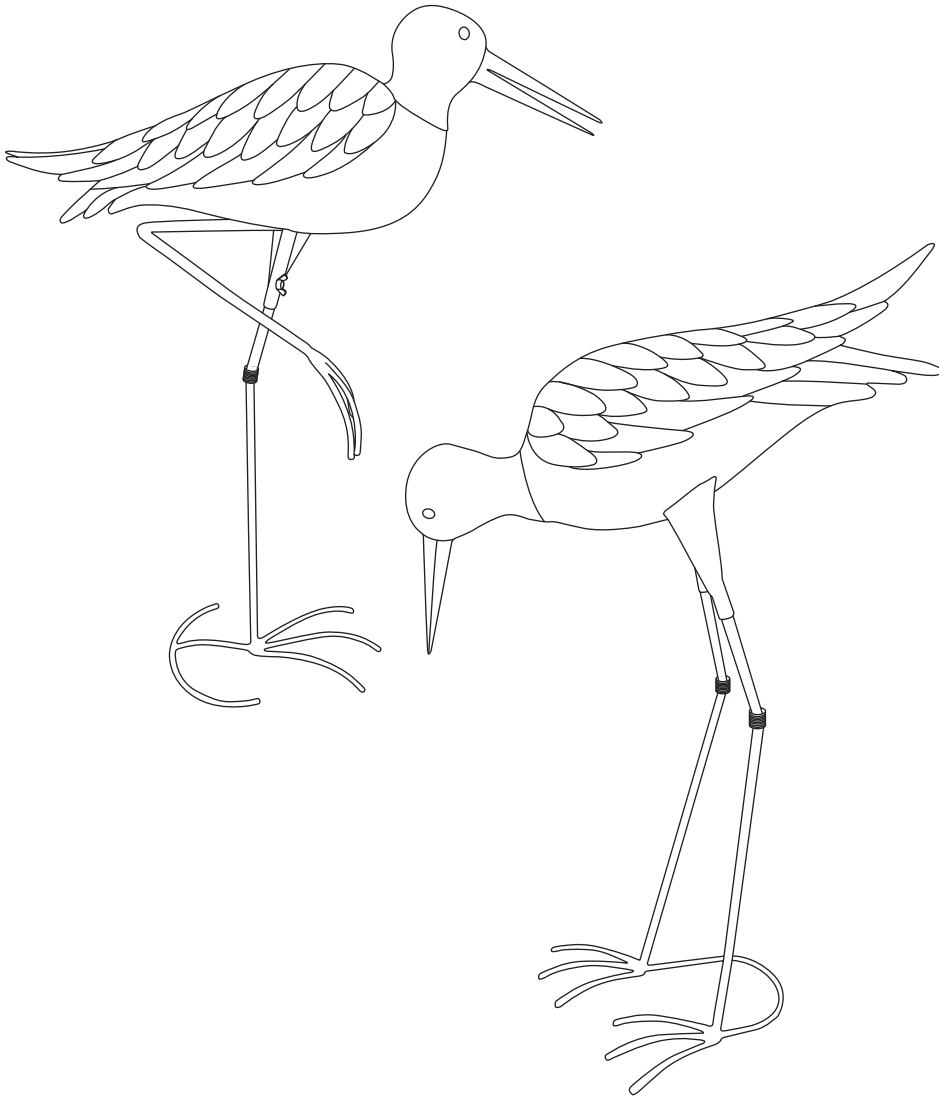

XCA-115

Read this manual carefully before use and save it for future reference.
 Assemble components on a soft, clean surface to avoid scratching or damaging the finish.

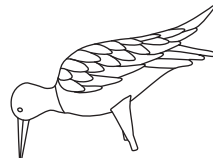
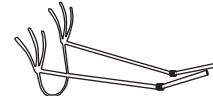

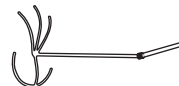



CAUTION:

SHARP EDGES USE EXTREME CAUTION

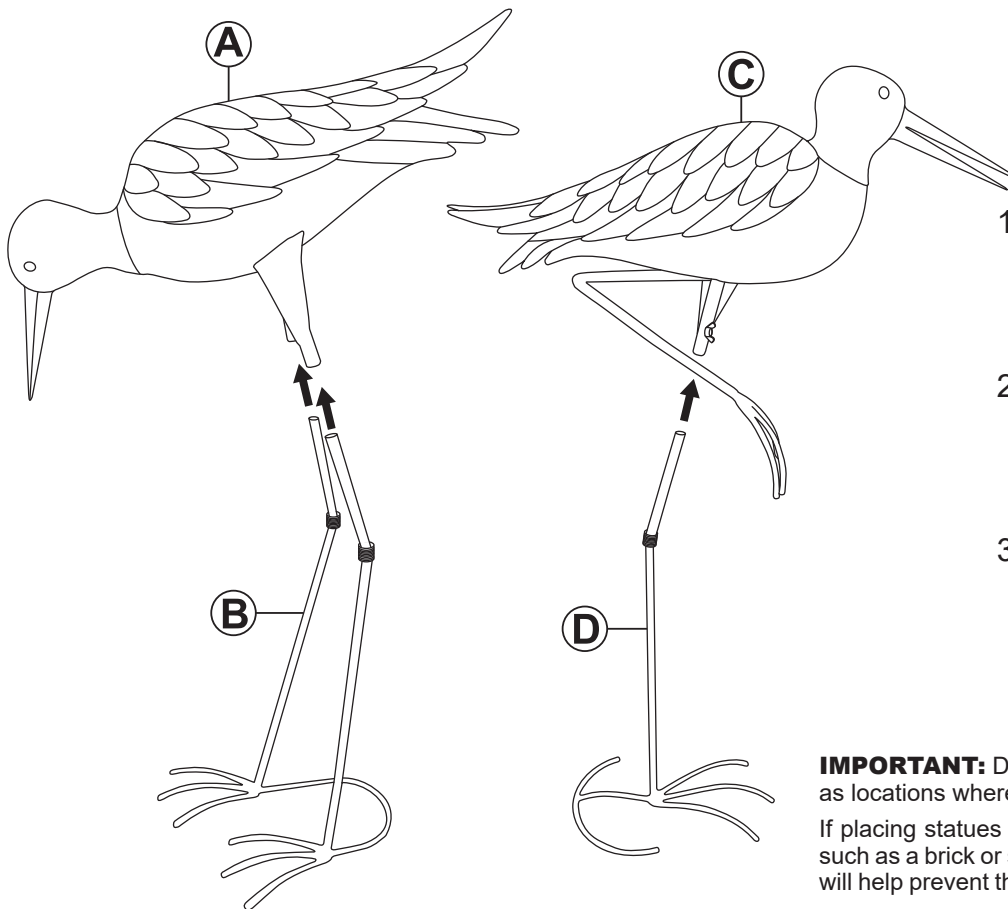
Inspect packaging to ensure all parts are accounted for before disposing of packing materials.

No.	PARTS	QTY.
A	 Feeding Crane Body	1
B	 Double Leg	1
C	 Tucked Leg Crane Body	1
D	 Single Leg	1
E	 Ground Stake	4

NOTE: This statue is hand-painted metal. Imperfections in the paint and some rust spots are a natural part of the manufacturing process and are not cause for return.

⚠️ WARNING: Manufacturer and seller expressly disclaim any and all liability from personal injury, property damage or loss, whether direct or indirect, or incidental, resulting from the incorrect attachment, improper use, inadequate maintenance, or neglect of this product.

ASSEMBLY



1. Insert Double Leg (B) upward into the bottom of Feeding Crane Body (A) and tighten the wingnut on the leg of the body.
2. Insert Single Leg (D) upward into the bottom of Tucked Leg Crane Body (C) and tighten the wingnut on the leg of the body.
3. Place the statues on a flat, level surface. If placing the statues on grass or firm soil, use the included Ground Stakes (E) to anchor the bottom of the legs.

IMPORTANT: Do not place statues in high-traffic areas such as locations where children and pets play.

If placing statues on a wood or brick patio, use a heavy object such as a brick or stone (not included) to anchor the statues; this will help prevent them from tipping over during windy conditions.

CARE & MAINTENANCE

CLEANING: Use a soft, dry cloth to gently wipe away dirt and debris. For stuck-on dirt, dampen a soft cloth and gently wipe soiled surfaces. Do not scrub, use cleaners, or abrasive materials as doing so will damage the finish and void the product warranty.

SUN EXPOSURE: As with any product, sun exposure will gradually fade and discolor finishes over time.

WATER DAMAGE: Over time, water will cause natural erosion to the finish and structure of this unit. Damage and degradation from exposure to water and weather elements are not covered under the product warranty.

WINTER CARE & STORAGE: Store in a dry, indoor location. This item was not manufactured to withstand extreme temperature changes. Do not allow water to pool or freeze on or inside the unit.

! SAFETY STATEMENTS & WARNINGS !

- For decorative purposes only. This item is not a toy.
- Bending the metal may cause permanent damage or breakage, and could result in serious injury.
- Do not use harsh chemicals or abrasive materials to clean this item.
- Manufacturer is not liable for damage or personal injury caused by improper use, inadequate maintenance or neglect of this product.

Any modification to the product or failure to follow recommended care will void the product warranty.

! WARNING:

Manufacturer and seller expressly disclaim any and all liability from personal injury, property damage or loss, whether direct or indirect, or incidental, resulting from the incorrect attachment, improper use, inadequate maintenance, or neglect of this product.