

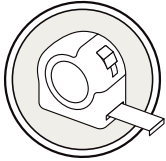
Hydra

HYD-180

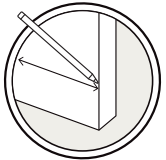
180° Glass-To-Glass Hinge

Preferred Rectangle
Cut Out (Ideal for Future Glass)

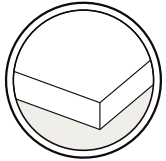
Alternate Mouse Ear
Cut Out



Do not measure images.
Use specified dimensions.



Measure from finished
edge of glass.



Use monolithic glass.

- > Use same selected cut out template for Fixed Panel and Door Panel
- > Use rectangle cut out option for quicker FastFit installation

