

SCHOOLHOUSE



Freeport Small Door Set with Porcelain Knob—Passage

Passage sets are non-locking and are primarily used on interior doors.

Product Origin:

- Assembled in the USA from parts made in China
- Made by Emtek
- Ships direct from the manufacturer

Requires:

- Standard door preparation and installation
- Single 2-1/8" bore hole and 1" edge bore

Complete Set Includes:

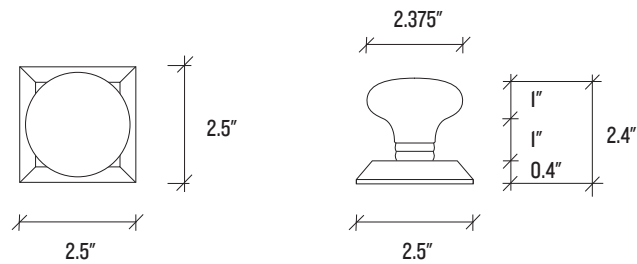
- Latch plate
- Full-lip strike plate
- Inside passage half spindle
- 1" wood screws

Warranty:


- Emtek Lifetime Limited Warranty

Made to order and non-returnable

Backset	2-3/8" or 2-3/4"
Compatible Door Thickness	1-3/8" - 1-3/4"
Backplate Dimensions	2.5" x 2.5"
Backplate Thickness	0.4"
Knob Dimensions	2.375"
Projection	2.4"



Finish Options





Freeport Small Door Set with Porcelain Knob—Privacy

Privacy sets lock with a privacy pin and are primarily used on bedroom and bathroom doors.

Product Origin:

- Assembled in the USA from parts made in China
- Made by Emtek
- Ships direct from the manufacturer

Requires:

- Standard door preparation and installation
- Single 2-1/8" bore hole and 1" edge bore

Complete Set Includes:

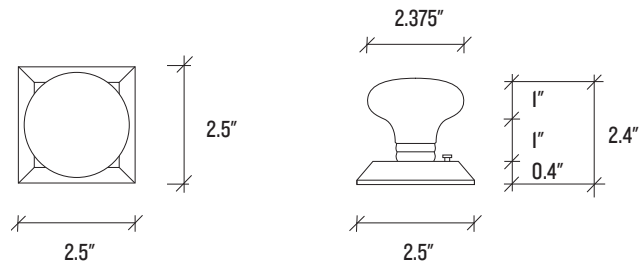
- Latch plate
- Full-lip strike plate
- Privacy pin
- Inside passage half spindle
- 1" wood screws

Warranty:


- Emtek Lifetime Limited Warranty

Made to order and non-returnable

Backset	2-3/8" or 2-3/4"
Compatible Door Thickness	1-3/8" - 1-3/4"
Backplate Dimensions	2.5" x 2.5"
Backplate Thickness	0.4"
Knob Dimensions	2.375" Dia.
Projection	2.4"



Finish Options



Antique
Brass
(AB)

Satin
Nickel
(SN)

Oil Rubbed
Bronze
(ORB)

SCHOOLHOUSE



Freeport Small Door Set with Porcelain Knob—Dummy

Dummy sets are non-turning and balance the look of double doors.

Product Origin:

- Assembled in the USA from parts made in China
- Made by Emtek
- Ships direct from the manufacturer

Requires:

- Surface mounted; No bore hold required

Complete Set Includes:

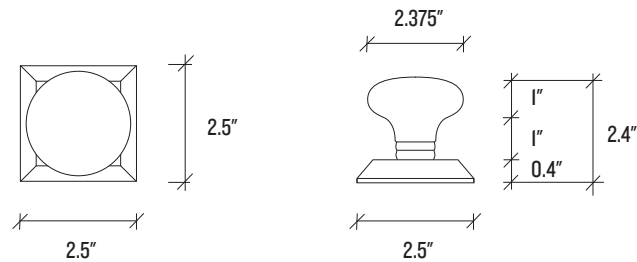
- Mounting kit

Warranty:

- Emtek Lifetime Limited Warranty

Made to order and non-returnable

Backplate Dimensions	2.5" W x 2.5"
Backplate Thickness	0.4"
Knob Dimensions	2.25" Dia.
Projection	2.3125"



Finish Options

