
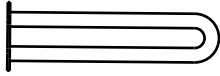

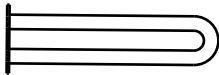



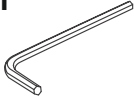
ASSEMBLY INSTRUCTIONS

KENZO SIDE TABLE

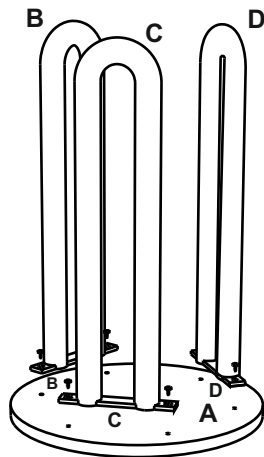
PART LIST :-

NO.	DESCRIPTION	IMAGE	QTY
A	TOP		1
B	LEG		1
C	LEG		1
D	LEG		1

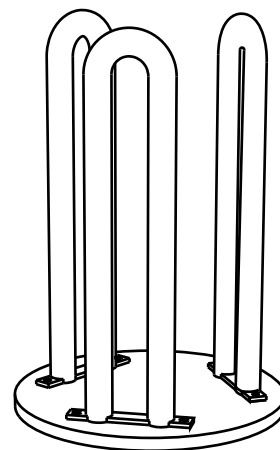
HARDWARE LIST :-

x6	
	ALLEN SCREW
x1	
	ALLEN KEY

STEP:- 1



STEP:- 2



STEP:- 3 ASSEMBLED

