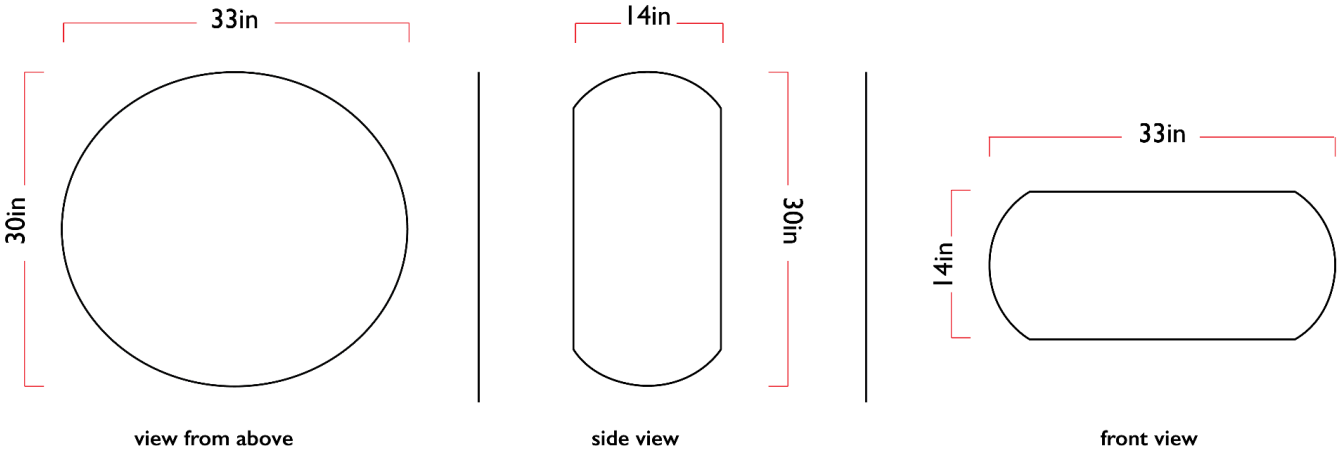
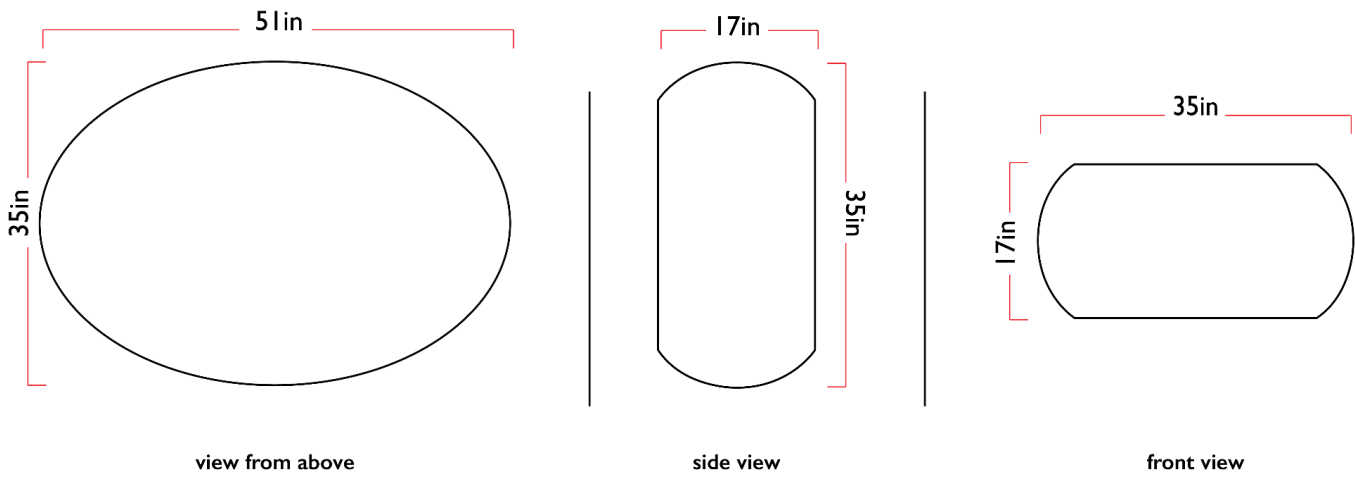


OUTERclé NIMBUS

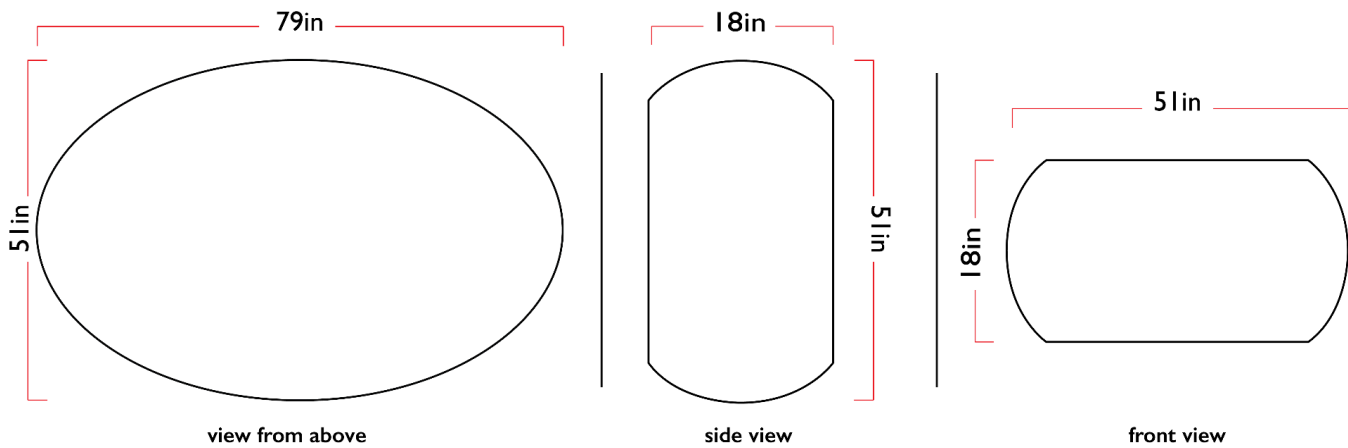
Small



Medium



Large



NIMBUS

What's in our tile: Statement-making sculptural seating for the elevated outdoor space, Nimbus blends function with art. Formed from granite for durability, its organic, voluptuous, and elemental sensibility is poetry and emotion in form.

INSPECTING YOUR SHIPMENT

- **WHAT TO EXPECT** – Nimbus is sculptural seating made from granite. ALSO - Dust and shipping residue are to be expected and should be cleaned prior to installing.
 - Granite has naturally occurring variation in color, tone, and pattern. No piece will exactly match another.
 - **SHIPMENTS ARE SUBJECT TO WEATHER** – Materials may be exposed to moisture and/or condensation during production or shipping which may affect the color of the item once received. When dry, the color will return to normal.
-

INSTALLATION FYIS

- **GENERAL GUIDELINES, NOT INSTRUCTIONS** - OUTERclé offers general information about our products and their unique qualities and usages. Proper installation will only be attained if you have selected a seasoned installer with years of experience in outdoor installations.
- **EXTERIOR INSTALLATIONS HAVE UNIQUE CHALLENGES** - Exterior installations are subject to sun, rain, snow, changes in temperature, and other environmental factors. Please consult your project architect, designer, structural engineer, manufacturer of installation materials, and installer for best results.
- **DELIVERY REQUIREMENTS** - Due to the extreme size and weight of items in our Nimbus collection, deliveries will not be made without a professional installer with a forklift or other appropriate heavy machinery on-site. Also, due to the size and weight, returns will not be permitted.

- **INSTALLATION DEEMS ACCEPTANCE OF YOUR ORDER** - If you are not 100% sure of your items- DO NOT INSTALL THEM. As is standard in the tile industry and with all construction materials, installation deems acceptance of materials. Do not install if there are visible issues. If you have any doubts or are unsure of what qualifies as a visible issue for the item you are installing, please reach out to us PRIOR to installation. Our items are subject to variations in color, texture, size, and finish. Misuse by contractor or end-user including but not limited to negligence, physical and/or chemical abuse, as well as order shortages ARE NOT an OUTERclé responsibility and therefore, not covered by OUTERclé's warranty.
- **INSTALLATION ERRORS ARE NOT THE FAULT OF THE MATERIAL** – OUTERclé items are a material. Tile is merely the surface of your construction. Installation problems will arise from inexperienced installers, substrate, or construction engineering and/or installation issues. Please refer to your project architect, structural engineer and/or installer for best results.
- **PLEASE CONFIRM YOUR LANDSCAPE INSTALLER'S LEVEL EXPERIENCE** - We strongly suggest choosing installers who have shown their commitment to their craft and remained current with the latest methods and materials. We suggest requiring references and a portfolio along with a bid or estimate to ensure the installer has successfully completed work of similar size, scope, and complexity. Your installation will only be as good as your installer.
- **DO NOT USE TAPE, BLUE TAPE, OR OTHER TAPE** - Do not use blue tape or other construction tape during product installation. We cannot guarantee that the tape will not erode or damage our products.
- **TCNA and ANSI** - Please refer to the current edition of the TCNA Handbook for best installation results.

INSTALLATION AREAS

- Nimbus must be installed on a flat, hard surface (concrete or cement).
- Nimbus are freeze/thaw resistant.
- Nimbus are not slip resistant and **should not be climbed on**.
- Nimbus are UV resistant.
- Nimbus are heat resistant but should be kept at least 36 inches away from direct heat for your safety.

SEALING, MAINTENANCE, AND CARE

- Like granite tiles or countertops, our Nimbus collection will need to be sealed. Please follow Laticrete's [Sealing, Maintenance, and Care Guide](#) for more guidance on cleaning, maintaining, and caring for your item.
- **If you have any questions regarding Laticrete products or how to use them, please contact Laticrete directly by phone: 1-800-243-4788 X 1235.**

ADDITIONAL SPECIFICATIONS

FREEZE/THAW RESISTANCE (ASTM C1026)

Nimbus collection is freeze/thaw resistant.

The Freeze/Thaw resistance test is a guide for choosing tiles suitable to environments where freezing and thawing can occur.

ACID RESISTANCE

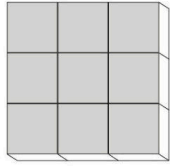
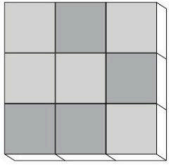
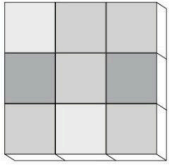
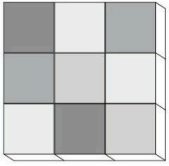


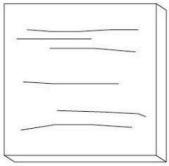
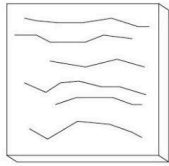
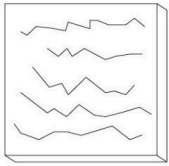
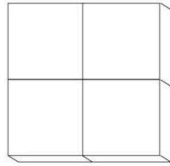
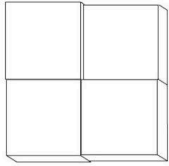
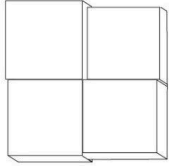
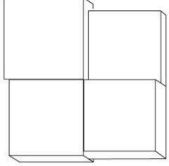
Nimbus collection is not resistant to acids and only mild, pH neutral cleaners should be used.

COLOR, TEXTURE AND SIZE VARIATION

Color variation: level 2 - slight

Texture variation: level 1 - smooth

Size variation: level 1- slight

CATEGORY	LEVEL 1	LEVEL 2	LEVEL 3	LEVEL 4	LEVEL 5
COLOR VARIATION	 <p>low</p>	 <p>slight</p>	 <p>medium</p>	 <p>heavy</p>	 <p>extreme</p>
TEXTURE VARIATION	 <p>smooth</p>	 <p>slight</p>	 <p>medium</p>	 <p>heavy</p>	n/a
SIZE VARIATION	 <p>slight</p>	 <p>medium</p>	 <p>heavy</p>	 <p>extreme</p>	n/a

PRODUCT DESCRIPTION

Nimbus is sculptural seating made from granite

PRODUCT COMPONENTS

Granite

DIMENSIONS

Small	83.8 cm x 76.2 cm x 35.6 cm (33" x 30" x 14") / 438 kg (966 lbs)
Medium	129.5 cm x 88.9 cm x 43.2 cm (51" x 35" x 17") / 812 kg (1790 lbs)
Large	200.7 cm x 129.5 cm x 45.7 cm (79" x 51" x 18") / 2157 kg (4755 lbs)

LEED CREDITS

The product is an inherently non-emitting source of VOCs (stone, ceramic, metals, powder-coated metals, plated or anodized metal, glass, cement, clay brick, and unfinished or untreated solid wood) and has no integral organic -based surface coatings, binders, or sealants.

Granite is considered an 'inherently non-emitting source' under the Low-emitting Materials Credit of LEEDv4/v4.1. **This is currently the only credit for our Subway tile that is eligible to be used toward LEED.**

'Inherently non-emitting' means that these tile types have been shown to not contribute emissions to indoor environments and are therefore exempt from demonstrating compliance with CDPH v1.1-2010 or CDPH v1.2-2017.

Use of these tiles as Wall or Flooring materials should be entered in the LEED v4.1 low-emitting materials Calculator and identified as 'inherently non-emitting' in the Products Tab (Column L).

Disclosures for MR Credit Material Ingredient Disclosures under LEEDv4/v4.1, are not available at this time. We are exploring our disclosure options and have not established a timeline for completion.

Disclosures for MR Credit Environmental Product Declarations under LEEDv4/v4.1, are not available at this time. We are exploring our disclosure options and have not established a timeline for completion.

Contribution to MR Credit Material Sourcing under LEEDv4/v4.1, does not apply as there is no recycled content, no bio-based materials, no wood, no reused products included in our tile at this time. Extended producer responsibility programs are highly difficult to manage given the nature of end-of-use tile removal methods. *Tile can last hundreds of years but fashions often change, which is the dominant reason for its removal. We work hard to ensure our ceramic tiles can withstand the test of time while remaining timeless.*

RECYCLED CONTENT

There is currently no recycled content in our Nimbus collection. See material sourcing disclosure above.

PERCENTAGE OF PRE-CONSUMER AND/OR POST-CONSUMER MATERIALS

There is currently no pre-consumer or post-consumer material content in our Nimbus collection. See Material Sourcing disclosure above.

FIRE RATING

We currently do not have fire testing results for our Nimbus collection and are exploring our testing options.