










Thank you for purchasing this quality product. Be sure to unpack carefully looking for small parts which may have come loose during shipment.

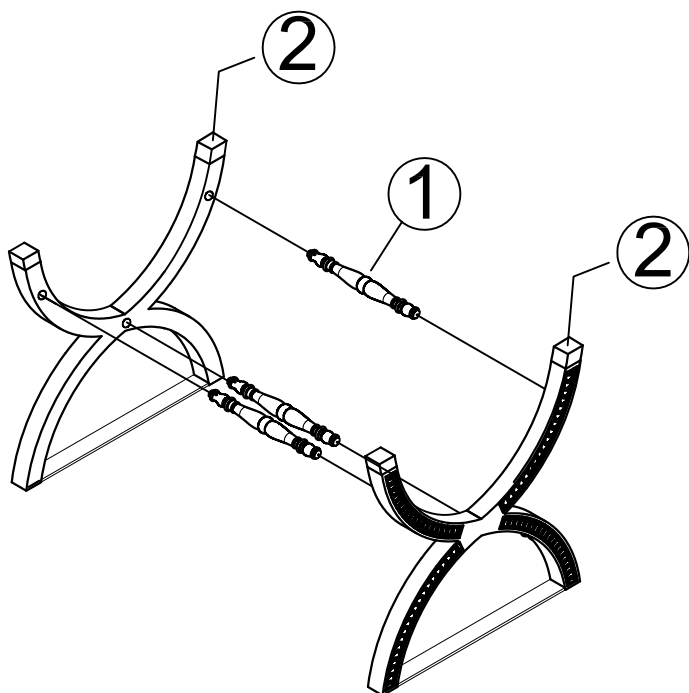
Read all instruction and study the drawing carefully before starting the assembly process.

HARDWARE PACK

NO.	DRAWING	DESCRIPTION	SIZE	Q'TY
A		Bolt	$\frac{5}{16}$ "	6PCS
B		Lock Washer	$\frac{5}{16}$ "	6PCS
C		Flat Washer	$\frac{5}{16}$ "	6PCS
D		Allen Wrench	73*29*5mm	1PC
E		Screw	32mm	6PCS
F		Anti-Tip Kit		1PC

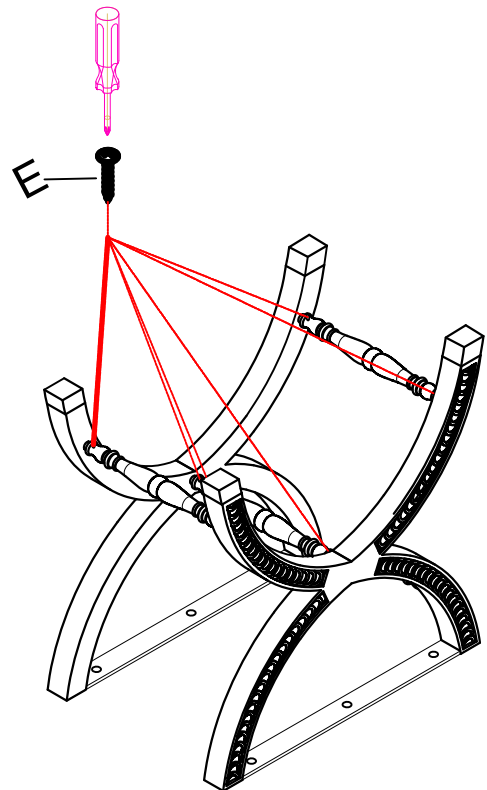
PART LIST

NO.	DRAWING	DESCRIPTION	Q'TY
①		Stretcher	3PCS
②		Base Frame	2PCS
③		Top	1PC



STEP 1

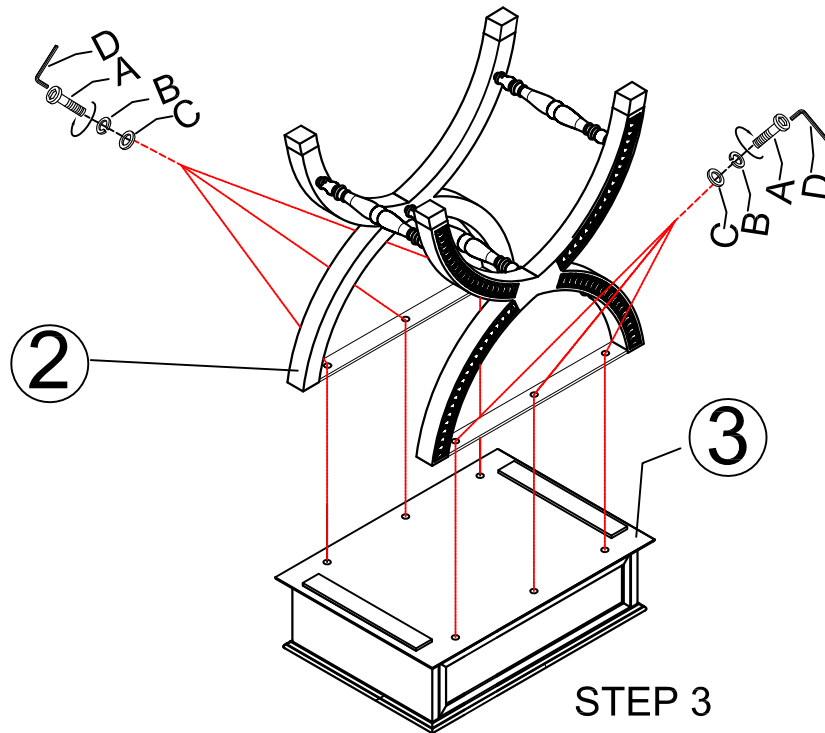
Screwdriver
(Not Provided)



STEP 2

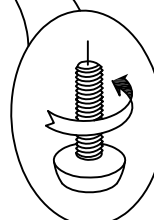
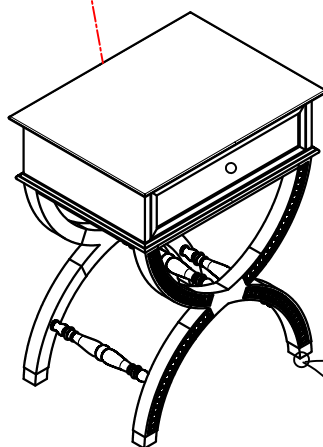
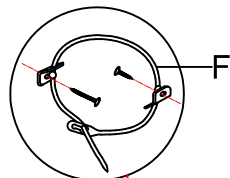
Thank you for purchasing this quality product. Be sure to unpack carefully looking for small parts which may have come loose during shipment.

Read all instruction and study the drawing carefully before starting the assembly process.



Tipping Restraint

Anti-tip kit is included for use.
We recommend installing for
safety reason



Adjust Leveler if needed
to level table on uneven
floor.

STEP 4

Note: Anti-tip kit restraint is provided. Please follow the instructions enclosed with the pack.