



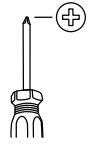
Wall Mount Template
Use dotted line to ensure level placement

Gabarit pour montures au mur
Se servir de la ligne pointillée comme guide pour placement

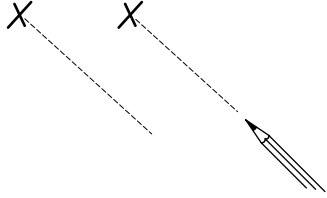
Plantilla para montar en la pared
Use la línea punteada como guía para nivelar durante la instalación

Wandmontage-Schablone
Benutzen Sie die gestrichelte Linie, zum Einstufungstest zu gewährleisten

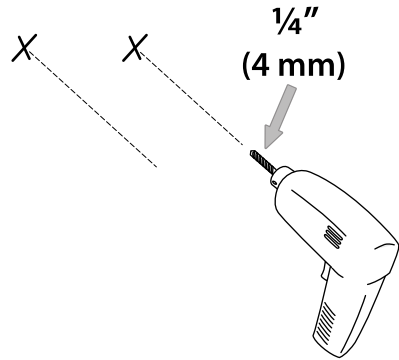
Modelo de soporte de parede
Use linha pontilhada para fixação nivelada



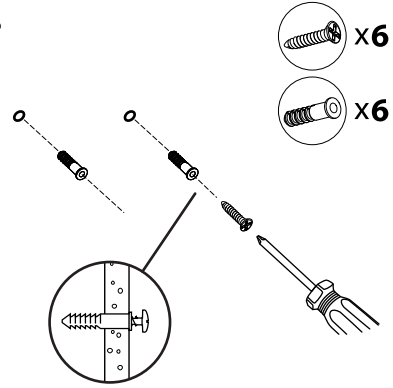
1



2



3



4

