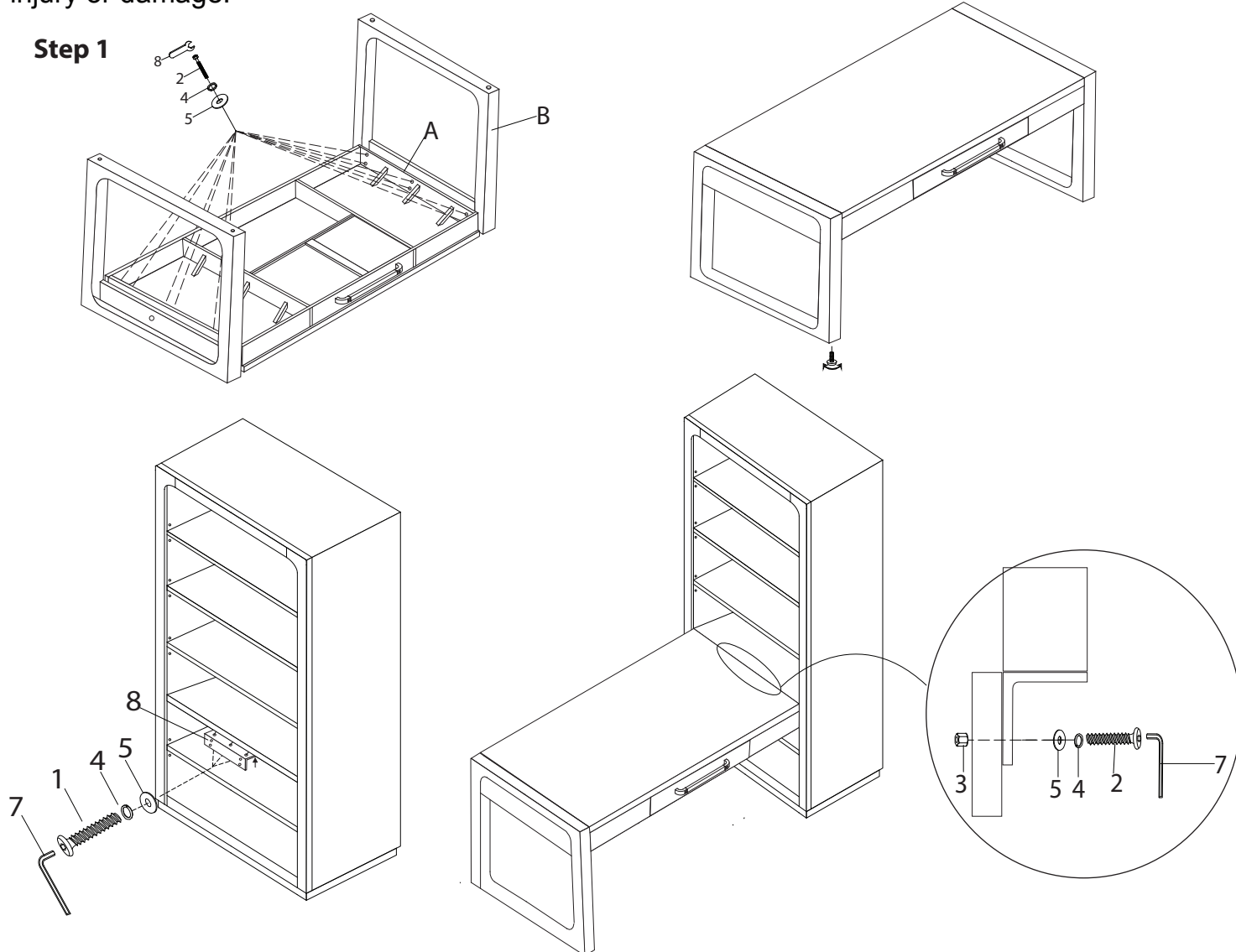










Thank you for purchasing this quality product from A.R.T. Furniture. Be sure to check all packing material for parts which may have come loose inside the carton during shipment. Identify and count all parts and compare with the parts list below.



**Note:** Some furniture is heavy, it is recommended that two people assembly this item to avoid injury or damage.

## Step 1



Both ends of this desk can be attached to the bookcase.

No.	Hardware List	Qt.
1	 $\frac{5}{16}$ " X 1" Bolt	3
2	 $\frac{5}{16}$ " X $1\frac{3}{4}$ " Bolt	16
3	 $\frac{5}{16}$ " Nut	4
4	 $\frac{5}{16}$ " Lock Washer	19
5	 $\frac{5}{16}$ " Flat Washer	19
6	 $\frac{5}{16}$ " Wrench	1
7	 5mm Allen key	1
8	 Metal Brackets	1

No.	PARTS LIST	Qt.
A	 Table Top	1PC
B	 Legs	2PCS