

**BOSS**<sup>®</sup>  
AUDIO SYSTEMS



**BOSS**<sup>®</sup>  
AUDIO SYSTEMS



**MCBK475BA USER'S MANUAL**  
**BLUETOOTH<sup>®</sup> | 3" (76 mm) WEATHER  
RATED SPEAKER AND AMPLIFIER SYSTEM  
FEATURING BUILT-IN AMPLIFIER**



BOSS Audio Systems  
3451 Lunar Court • Oxnard, CA 93030  
[www.bossaudio.com](http://www.bossaudio.com)  
805-751-4853 Customer Service  
Tech Support: [www.bossaudio.com/support](http://www.bossaudio.com/support)



0120

The Bluetooth<sup>®</sup> word mark and logos are registered trademarks owned by Bluetooth SIG, Inc. and any use of such marks by BOSS Audio Systems is under license. Other trademarks and trade names are those of their respective owners.

## MCBK475BA Motorcycle/UTV Amplified Speaker System

Congratulations on your purchase of a BOSS Audio Systems amplified speaker system.

It has been designed, engineered and manufactured to bring you the highest level of performance and quality, for years of listening pleasure.

Thank you for making BOSS AUDIO SYSTEMS your choice for entertainment!



## MCBK475BA Motorcycle/UTV Amplified Speaker System

### NOTES

---

---

---

---

---

---

---

---

---

---

---

---

---

---

---

---

---

---

---

---

---

---

---

## MCBK475BA Motorcycle/UTV Amplified Speaker System

### Specifications

Operation Voltage	-----10~16 V
THD-----	<0.1%
S/N-----	>75 dB
Channel Separation-----	>50 dB
Frequency Response	-----50Hz - 15KHz
Master Speaker Wires	----- 5.5'
Slave Speaker Wires	----- 4.6'
Volume Control Wire	----- 4.9'
Audio Input Cable	----- 0.8'
Power Cable	----- 5.5'
In-Line Fuse/Power Cable	----- 4.9'
Bracket Size Range	----- 0.75" ~1.25"
Fuse Rating	----- 10A

## MCBK475BA Motorcycle/UTV Amplified Speaker System

### Contents

High-Performance, Weatherproof Speakers	----- 4 PCS
Mounting Hardware	----- 4 PCS
Ruber Mounting Shims	-----8 PCS
Power Plug with Fuse	----- 1 PC
Users Manual	----- 1 PC

### Features:

- On/Off Switch
- Aux-In (3.5 mm)
- Speaker Clamp Mounts
- Weatherproof Volume Control
- High-Impact, High Temp Speaker Enclosures
- Weatherproof Speakers
- Bluetooth® Audio Streaming

# MCBK475BA Motorcycle/UTV Amplified Speaker System

## Installation

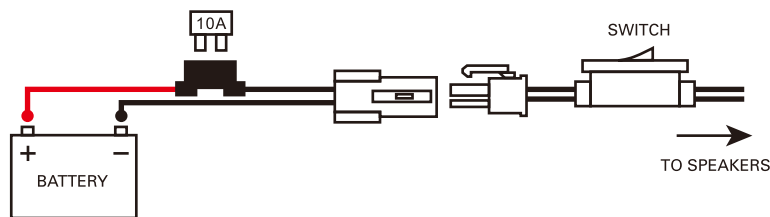
1. Screw the brackets to the bottom of the speakers.
2. Find a safe, ideal mounting location and fit the brackets over the chosen mounting bars.
3. Fasten the mounting screws after you review the safety of the mounting location.

## Wiring

- 1) Remove the seat.
- 2) Route the fused power leads to the battery. *(keep away from moving parts and/or hot exhaust)*
- 3) Connect the RED ring terminal to the +12V post of the battery.
- 4) Connect the BLACK ring terminal to ground post of the battery.
- 5) Connect the power connector to the white mating connector leading to the speaker.

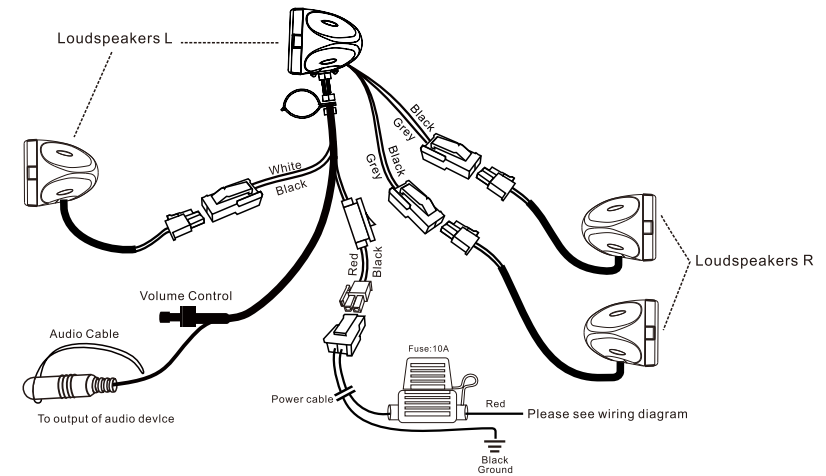
### Power Switch

- 1) The switch is used to Power On/off the system.
- 2) It can be mounted near the volume control for easy access.
- 3) Reinstall the seat.



# MCBK475BA Motorcycle/UTV Amplified Speaker System

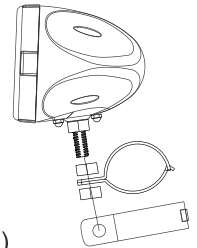
## Connections



## Amplifier and Loudspeaker Mounting

### Install Reminder

The components and wiring should not be installed around any moving parts, keep away from ignition parts, fuel lines, or any hot exhaust



Speakers should not be installed where they might inhibit safety features on the vehicle (i.e. lights, horns, brake levers, etc...)

## Bluetooth

To pair and connect your Bluetooth device to the MCBK475BA  
Enter Settings > Bluetooth Menu > Search > "Boss Audio  
MCBK475BA" > If Prompted to enter a passcode enter: "0000"