



# Best Practice Resilient Floor Care Systems

Protection ■ Safety ■ Appearance



Clean, Safe, Healthy Facilities - Lowest Total Cost



**HILLYARD**  
  
*The Cleaning Resource®*

# Successful Floor Care

## It's About People, Process & Product

**PEOPLE**  
Available FTE's  
Level of Expertise

**PROCESS**  
Procedures  
Frequency

**PRODUCT**  
Product Formulation  
Mechanization



## Building a Custom-Tailored Floor Care Program

Ask your Hillyard Account Manager to perform a best practice floor care and matting evaluation to assist you in building the right floor care program for your facility.




Scan Code  
More Info & Video!

## Trapping Soil, The First Line of Defense

Place 12 to 15 Feet of **CLEAN-IN-PLACE** Matting at the Entryways

Trap **85% of the SOIL**  
**BEFORE** it enters your facility!






## Get a Fresh Start - Strip & Finish

### Select the Right Finish



Higher Solids or Lower Solids

Building film takes less coats with a high solids finish and more coats with low solids finish. High solids coats are thicker and take more skill to apply while low solids coats are thinner and easier to apply.



### SOLIDS Content

Solids content builds the protective coating on the floor.

Water, emulsifiers, and leveling agents are added to help with application and drying. These ingredients evaporate during the drying process - leaving the solids to create the protective coating on the floor.

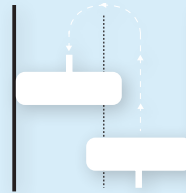
Like the graph shows, it takes 4 coats of an 18% solid product to reach the film build of 3 coats of a 25% product.



## Protect the Finish - Daily Maintenance

### Dust Mop to Remove Grit & Soil

Dust mop after periods of high foot traffic. Use treated COTTON mops greater than 1/2 the width of the hall for single pass, high productivity. Treated cotton dust mops release the collected dirt better than microfiber. Treat your dust mops nightly with Super Hil-Tone®



Dust mops remove soil and grit before it causes damage by abrading the finish which lowers gloss.

Soil and grit can get embedded into the finish, impacting appearance.



Arsenal® Top Clean® Neutral Cleaner

### Autoscrub and Damp Mop to Clean

Autoscrub high traffic areas daily. Ride-on/stand-on scrubbers deliver highest productivity. Spot mop where needed. Microfiber flat mops are excellent at removing soil while traditional string mops spread soil. Use a neutral pH cleaner, it's designed to not harm the finish with repeated use.



## Revitalize with a Deep Scrub & Top Coat

### Restore the Wear Layer

Multiple coats of floor finish creates a smooth protective coating. The smooth coating reflects the light, creating a glossy appearance. Over time, soil and grit create pits and grooves in the coating. The pits and grooves trap soil, making it harder to clean, and they also deflect the light, lowering gloss levels. Revitalize the top wear layer by deep scrubbing and applying 1-2 coats of finish annually.



Under magnification, floor substrates contain peaks and valleys.

Restored Top Coat Floor Finish  
Floor Substrate

Deep Scrub with Arsenal Recoat Prep and a Blue Pad!



# Burnish-Free System

**CLEAN Floors, CONSISTENT Gloss**

**LESS Labor & Equipment**

## STRIP Seal FINISH

3-5 Years

Remove Old Finish  
Apply 3-5 Coats  
New Finish

FRESH START

## DUST<sup>MOP</sup> and CLEAN

Daily

Cotton Dust Mop  
Autoscrub  
Microfiber Flat Mop

PROTECT



## SCRUB and TOP COAT

Annually

Deep Scrub  
Apply 1-2 Coats  
New Finish

REVITALIZE

## Burnish-Free Recommended Finishes

Formula	Solids	Formula	Solids
Explorer®	25%	EP-22® 	22%
Discovery 20®	20%	One Plus® 	18%
Top Shape®	18%		



EP-22 and One Plus meet Green Seal™ Standard GS-40 based on effective performance and protective limits on VOCs and human & environmental toxicity. [GreenSeal.org](http://GreenSeal.org).

## SEAL before FINISH

- Use Hil-Tex®+ Sealer to build a base for your finish coats on a newly stripped floor.
- Your finish will perform better and last longer.
- Quick drying.



CLEAN Floors, CONSISTENT High Gloss

MORE Labor, Equipment & Product

<p><b>FRESH START</b></p> <p><b>STRIP Seal FINISH</b></p> <p>3-5 Years</p> <p>Remove Old Finish</p> <p>Apply 4-6 Coats New Finish</p>	<p><b>PROTECT</b></p> <p><b>DUST<sup>MOP</sup> and CLEAN</b></p> <p>Daily</p> <p>Cotton Dust Mop</p> <p>Autoscrub</p> <p>Microfiber Flat Mop</p>	<p><b>MAINTAIN</b></p> <p><b>HIGH SPEED BURNISH</b></p> <p>Weekly</p> <p>1,500 - 2,000 RPM</p> <p>Cord Electric</p> <p>Battery or Propane</p>	<p><b>REVITALIZE</b></p> <p><b>SCRUB and TOP COAT</b></p> <p>Annually</p> <p>Deep Scrub</p> <p>Apply 1-2 Coats New Finish</p>
---	--	---	---



## Burnish Recommended Finishes

Formula	Solids
North Star®	22%
Endeavour®	18%



## High Productivity Stripping

### SPEED and REMOVABILITY

Go Green... Green Select® Stripper



Meets Green Seal™ Standard GS-40 based on effective performance and protective limits on VOCs and human & environmental toxicity. [GreenSeal.org](http://GreenSeal.org).

Neutralize floor with Hillyard Arsenal Neutralizer!

Strip floors with Hillyard Arsenal Stripper and a Black Pad!



# Recommended Products

## Finish and Seals

Type	Burnish-Free	Burnish	Green Seal™	Name	Solids	UL/ASTM	4 x 1Gal.	5 Gal. B-I-B	55 Gal. Drum
Finish	■			Explorer®	25%	UL-186S	HIL0053406	HIL0053407	HIL0053409
Finish	■			Discovery 20®	20%	UL-186S	HIL0052406	HIL0052407	HIL0052409
Finish	■			Top Shape®	18%	UL-186S	HIL0052206	HIL0052207	HIL0052209
Finish	■		■	EP-22®	22%	ASTM D2047	HIL0055106	HIL0055107	HIL0055109
Finish	■		■	One Plus®	18%	UL-186S	HIL0052706	HIL0052707	HIL0052709
Finish		■		North Star®	22%	UL-186S	HIL0052806	HIL0052807	HIL0052809
Finish		■		Endeavour®	18%	UL-186S	HIL0052506	HIL0052507	HIL0052509
Seal	■	■		Hil-Tex® +	16%	UL-186S	HIL0034406	HIL0034407	HIL0034409

## Stripping Process Products

Name	Dilution	4 x 2.5 Ltr.	6 x 1/2 Gal.	4 x 1 Gal.	5 Gal. B-I-B	55 Gal. Drum	Comments
Arsenal Stripper	1:10	-	HIL0082629	-	-	-	Extreme performance, 1 Bottle to 5 Gal. Water
Devastator®	1:5 - 1:2	-	-	HIL0014706	HIL0014707	HIL0014709	Excellent performance
Green Select® Stripper	1:6 - 1:2	-	-	HIL0096406	HIL0096407	HIL0096409	Green Seal™ certified
Arsenal® Neutralizer	1:64	HIL0081825	-	-	-	-	Removes alkaline residue after strip
Nutra-Rinse®	1:32	-	-	HIL0021906	HIL0021907	HIL0021909	Removes alkaline residue after strip

## Daily Maintenance Products

Name	Dilution	4 x 2.5 Ltr.	4 x 1 Gal.	5 Gal. B-I-B	55 Gal. Drum	Comments
Arsenal Top Clean®	1:256	HIL0081025	-	-	-	Neutral pH cleaner, Green Seal Certified
Arsenal Robusto®	1:64	HIL0084225	-	-	-	Neutral pH cleaner, Lavender scent
Super Hil-Tone®	RTU	-	HIL0021506	HIL0021507	HIL0021509	Dust mop treatment, 2 oz. per lineal foot of dust mop

## Burnish Products

Name	Dilution	4 x 2.5 Ltr.	12 x 1 Qrt.	4 x 1 Gal.	5 Gal. Pail	Comments
Arsenal Restorer	1:64	HIL0082325	-	-	-	Restorer for UHS Burnishing, Zinc Free, 2% NVM
Restorer	1:1 - 1:32	-	HIL0053904	HIL0053906	HIL0053907	Restorer for UHS Burnishing, Zinc Free, 1.5 - 2.75% NVM

## Deep Scrub Products for Scrub and Top Coating

Name	Dilution	4 x 2.5 Ltr.	4 x 1 Gal.	5 Gal. B-I-B	55 Gal. Drum	Comments
Arsenal Recoat Prep	1:32	HIL0083425	-	-	-	Removes top layer of finish while leaving a base
Arsenal Assurance	1:20	HIL0080125	-	-	-	High pH, heavy duty cleaner
Assurance	1:32		HIL0015306	HIL0015307	HIL0015309	High pH, bulk gallons, heavy duty cleaner

Subject to change without notice. Follow all label directions.

# Specialty Products



## Finishes and Seal

Type	Burnish-Free	Burnish	Name	Solids	UL/ASTM	4 x 1 Gal.	5 Gal. B-I-B	55 Gal. Drum	Comments
Finish	■		Equalizer®	30%	ASTM D2047	HIL0055306	HIL0055207	HIL0055209	Ultra high solids
Finish	■		Navigator®	20%	ASTM D2047	HIL0053606	HIL0053607	HIL0053609	All acrylic polymer
Finish	■		Satin Finish	20%	UL-186S	HIL0054106	-	-	Low lustre/ low gloss
Seal/Finish	■		Seal 341®	22%	UL-186S	HIL0034106	HIL0034107	HIL0034109	Combination seal and finish
Seal/Finish	■		Seal 340®	20%	UL-186S	HIL0034006	HIL0034007	HIL0034009	Combination seal and finish

## Stripping Process Products

Name	Dilution	4 x 1 Gal.	5 Gal. B-I-B	55 Gal. Drum	Comments
Assault® XL	1:6 - 1:1	HIL0015106	HIL0015107	-	Low odor formulation, more effective than Assault
Power-Strip®	1:4 - 1:12	HIL0014706	HIL0014707	HIL0014709	Non-ammoniated, can be used on asphalt tile
Super Strip	1:5 - 1:10	HIL0015206	HIL0015207	-	Butyl-based
Baseboard Stripper Gel	RTU	Clinging action to remove finish build-up from baseboards.			HIL0102204, 12 - 1 Quart Bottles - Liquid
Jell Baseboard Stripper	RTU	Clinging action to remove finish build-up from baseboards.			HIL0103655, 12 - 19 oz. Cans - Aerosol

## Suggested Floor Care Systems

	Burnish-Free Systems				Burnish Systems	
	High Solids	Low Solids	High Solids Green 	Low Solids Green 	High Solids	Low Solids
<b>Finish</b>	Explorer®	Top Shape®	EP-22®	One Plus®	North Star®	Endeavour®
<b>Seal</b>	Hil-Tex® +	Hil-Tex® +	Hil-Tex® +	Hil-Tex® +	Hil-Tex® +	Hil-Tex® +
<b>Stripper</b>	Arsenal Stripper	Devastator®	Green Select® Stripper	Green Select® Stripper	Arsenal Stripper	Devastator®
<b>Neutralizer</b>	Nutra-Rinse® or Arsenal Neutralizer				Nutra-Rinse® or Arsenal Neutralizer	
<b>Daily Maintenance</b>	Super Hil-Tone® & Arsenal Top Clean®				Super Hil-Tone® & Arsenal Top Clean®	
<b>Restorer</b>	Not Applicable				Arsenal Restorer	
<b>Deep Scrub</b>	Arsenal Recoat Prep				Arsenal Recoat Prep	

# Multi-Flo<sup>XP</sup>®

The Best Way To Apply Floor Finish. Period.

## Easy to Use, Excellent Results

It's in the design. Being in the floor coatings business for over 100 years has its advantages. Our coatings experience has led to a design that consistently delivers better results with minimal operator training. Multi-Flo XP takes about the same level of skill to operate as a push lawn mower. Easy to use, excellent results!

## Improve Productivity

The Multi-Flo<sup>®</sup> XP is fast! Apply floor finish at rates up to 10,000 square feet per hour in open areas like hallways, gymnasiums, and multi-purpose rooms. Apply finish in smaller rooms at a rate of 6,000 square feet per hour. That's a typical 900 square foot classroom in less than 10 minutes.

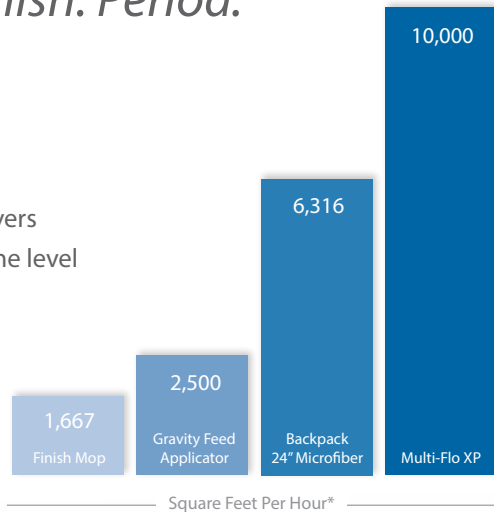
## Better Ergonomics & Safety

When using the Multi-Flo XP, the operator is in a more natural upright walking position. The weight of the finish is distributed over four large casters, making it easy to position the applicator.

## Multiple Container Options

Bag-in-box, 5 gallon buckets, 2.5 and 1 gallon containers, the Multi-Flo XP accommodates them all! One applicator. Multiple containers. Many surfaces. Multi-Flo XP just makes sense!

Select from any Hillyard high-performance finish or sealer and it will work with the Multi-Flo XP.



\* ISSA 540 Cleaning Times used for comparative systems.

**Item No: HIL50110**  
Floor Finish System Complete

Base unit, battery, charger, weights, clean out tube, B-I-B hookup. Plus, applicator head, one pad, and pump.

**Battery Life**  
Coat about 100,000 square feet on a full charge!



Scan the code for more information and videos on the Multi-Flo XP!

**HILLYARD**  
The Cleaning Resource<sup>®</sup>

PO Box 909  
St. Joseph, MO 64502  
www.hillyard.com

Ver 240301