

Builddeez!™

EASY WOODEN MODEL SET

CHOMPER

MONSTER SHARK



Young children may need help
building and customizing.

Important information about the paint

- Paint is permanent when dry and may stain clothing, fabric, and other surfaces. Cover your work surface and wear a smock or old clothes.
- Clean up spills immediately. Wash clothing within an hour to help prevent stains.
- Have a cup of water and paper towels handy.
- Rinse your paint brush with water after use.


BUILD

Glue pieces in place where shown. Press and hold
for a few seconds.



 **WARNING:** CHOKING HAZARD - Small parts.
Not for Children under 3 years.

1 PAINT



2 GLUE

Press and hold.



3 STICKER



DISPLAY & PLAY!

STEAM

science
technology
engineering
art
math

Welcome to Buildeez™, fun craft and play building sets that introduces STEAM learning. Experts recognize that engaging in STEAM activities: Science, Technology, Engineering, Art and Math can help children learn while balancing education with play.

This step-by-step building set is designed to encourage young minds to ask questions, develop new skills, and problem solve. From model to completion, your child is engaged in playtime while building creative confidence and self-esteem.

Lets talk and build!

Ask your child. Here are some suggested engagement prompts:

SCIENCE

If this was a real truck, what kind of energy would be needed to make it move? Did you know you use physical energy to make your truck go?

TECHNOLOGY

Solar, electric, wind, water? What



types of power could be used to make your vehicle move?

ENGINEERING

An engineer's job is to invent, design, build, and test. What skills did you use while creating your model? What kind of vehicle of the future would you like to invent?

ART

By painting and decorating, you transform your truck wooden model into an individual work of art. Art

adds beauty and visual interest to the world around us.

MATH

Did you know that by sorting and placing together according to size and following the pattern you used math? Math ensures that the model fits together and works as designed.