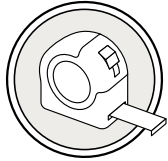


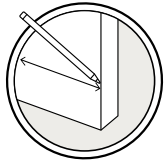
# Titan

TTN-FB90

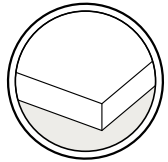
## Wall Mount Full Back Plate Hinge



Do not measure images.  
Use specified dimensions.



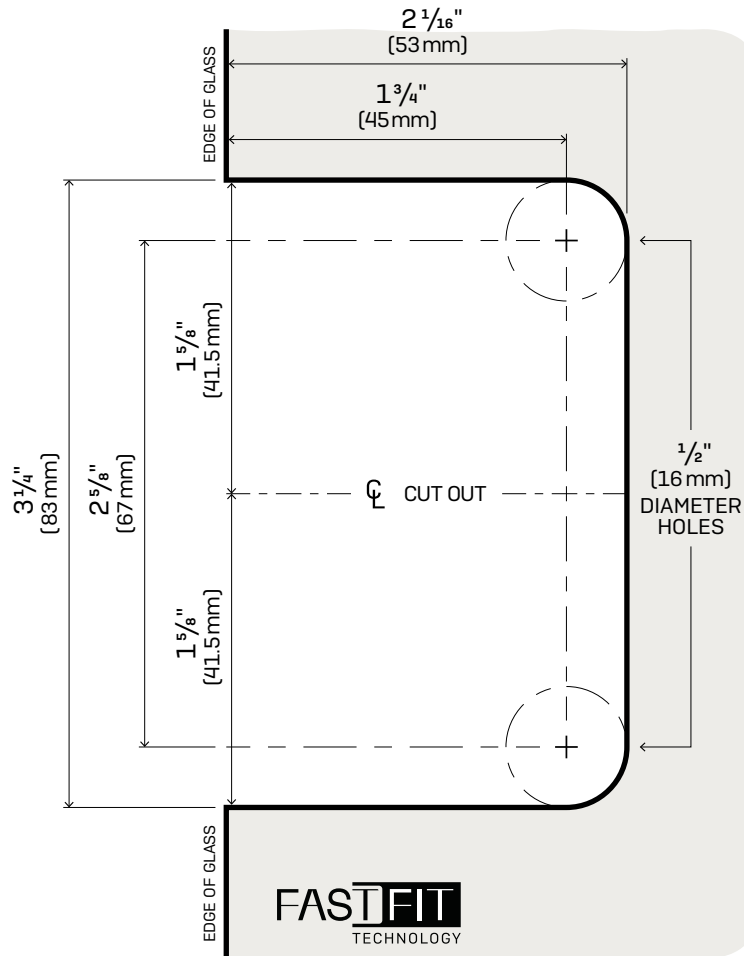
Measure from finished edge of glass.



Use monolithic glass.

- > A standard clearance of  $\frac{5}{32}$ " (4mm) to  $\frac{9}{16}$ " (8mm) installation is recommended
- > Use rectangle cut out option for quicker FastFit installation

Preferred Rectangle Cut Out (Ideal for Future Glass)



Alternate Mouse Ear Cut Out

