








ASSEMBLY INSTRUCTION

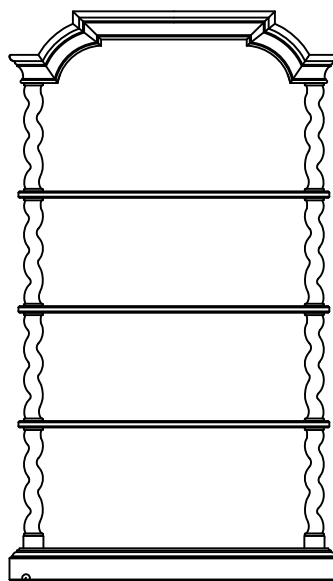
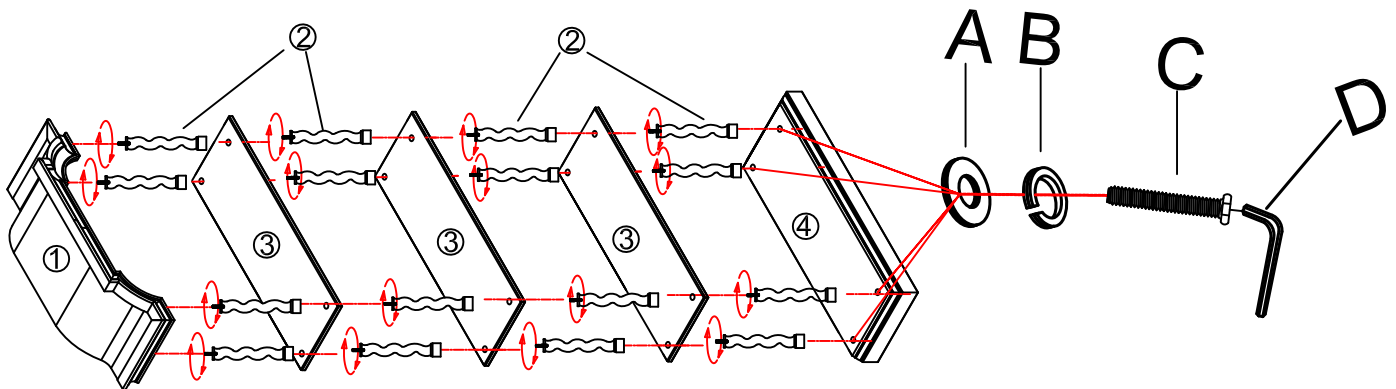
ITEM: 6025-10443-90 Lettore Etagere

Thank you for purchasing this quality product. Be sure to unpack carefully looking for small parts which may have come loose during shipment.
Read all instruction and study the drawing carefully before starting the assembly process.

HARDWARE PACK

NO.	DRAWING	DESCRIPTION	SIZE	Q'TY
A		Flat Washer	Ø5/16"	4PCS
B		Lock Washer	Ø5/16"	4PCS
C		Bolt	5/16*35mm	4PCS
D		Allen Wrench	73*29*5mm	1PC

PART LIST			
NO.	DRAWING	DESCRIPTION	Q'TY
1		Top	1PC
2		Post	16PCS
3		Shelf	3PCS
4		Base	1PC



Adjust Leveler if needed to level etagere on uneven floor.

