

INSTRUCTION MANUAL



9 ft. Half Market Umbrella

V1.0

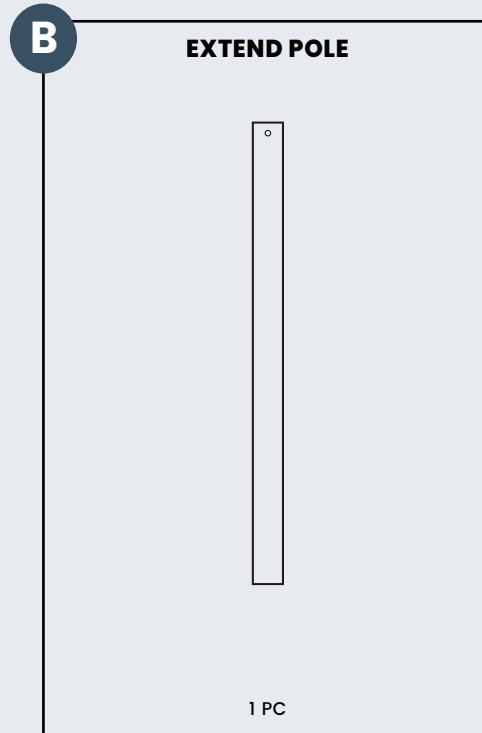
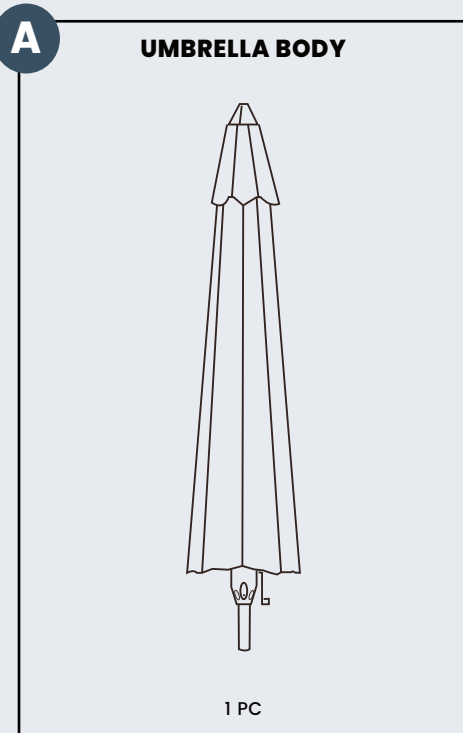
! CARE & MAINTENANCE

- Clean with lukewarm water, mild detergent & sponge.
- Wipe down the aluminum pole with damp cloth.
- When not in use, cover the umbrella with a protective cover, then store it in a clean, dry, and cool place like a garage or shed to prevent damage and mold.

! SAFETY PRECAUTIONS

- Store the umbrella in windy or stormy weather.
- Be aware that some parts are heavy and have sharp edges.
- Do not use or store this item in the proximity of open flame or flammable/combustible chemicals.
- Do not allow umbrella to flap in the wind as it may cause damage.
- When adjusting umbrella, make sure no person or item is close to the umbrella to avoid injury or damage.

PARTS



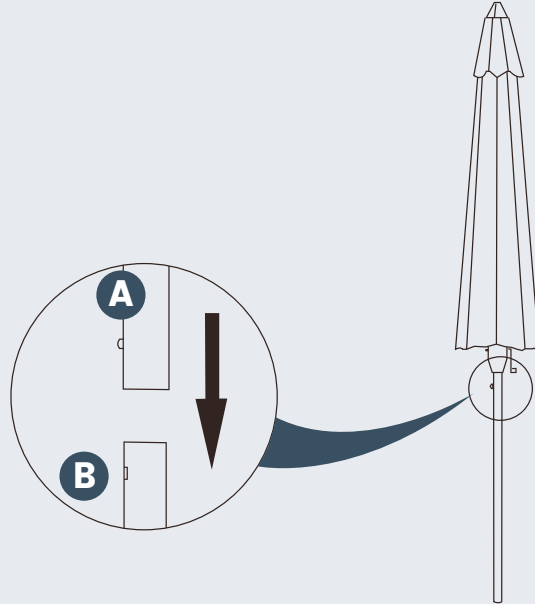
PRODUCT ASSEMBLY

1

Check the status of the umbrella before your assembly.

Place **Part B Extend Pole** carefully into **Part A Umbrella Body**.

△ Pay attention that the spring bracket on the end of **Part A Umbrella Body** is fixed into the small spring ball at the end of **Part B Extend Pole** after you hear a click sound.

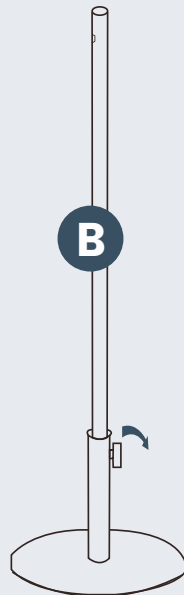


PRODUCT ASSEMBLY

2

Insert **Part B Extend Pole** into the umbrella base or the umbrella hole/fixing tube on a table.

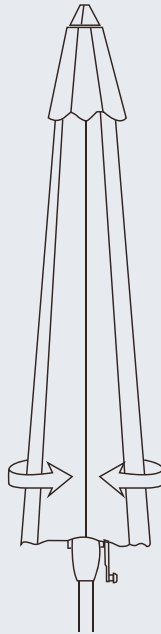
Tighten the bolt to secure the extend pole onto the umbrella base.



PRODUCT ASSEMBLY

3

Loosen the umbrella cloth belt before you open the umbrella.



PRODUCT ASSEMBLY

4

Turn the crank clockwise to open the umbrella and turn it counter-clockwise to close it.

△ Hold the umbrella when tilting to avoid any injury or damage.



CLEANING TIPS

REGULAR CLEAN: Put the umbrella away in time in windy and rainy weather to extend the service life of the product. Choose a proper weight base to prevent the umbrella from falling over and causing damage. Use a mixture of warm water and mild soap, gently scrub the umbrella cloth with a soft brush to remove any dirt or stains. Wipe the umbrella stand with a damp towel.

QUICK CLEAN: Wipe with a damp towel.

Regular cleaning not only preserves the aesthetic appeal of your furniture, but also helps extend its lifespan.