

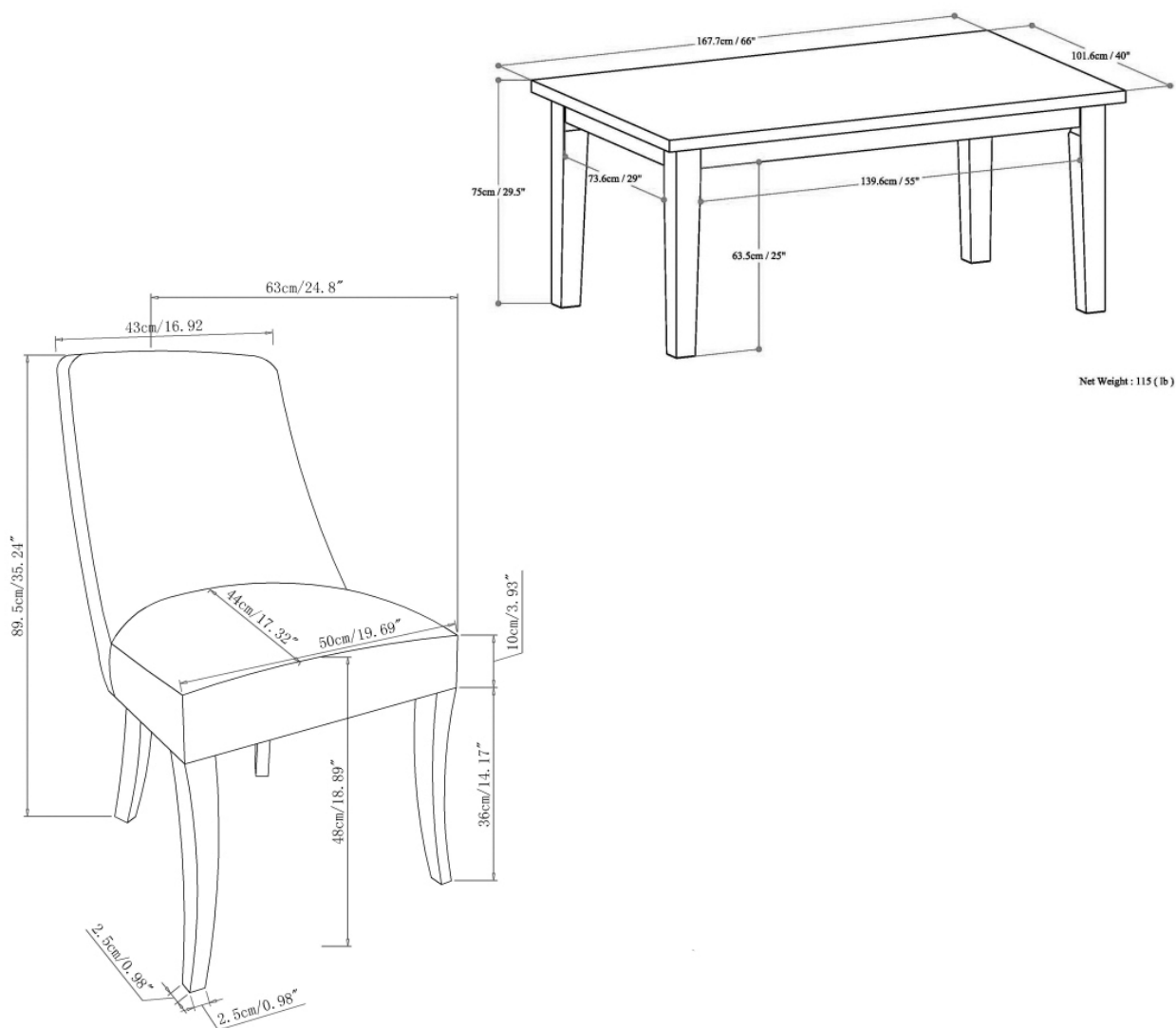
SIMPLI™
H O M E

Wynden Hall™
HOME DECOR
brooklyn + max™

WALDEN / HALEY / VICTORIA

Walden 7 Piece Dining Set

MODEL # AXCDS7WA-G





**FOR REPLACEMENT PARTS OR HELP WITH
ASSEMBLY PLEASE CONTACT US AT:**

simpli-home.com/customer-support

**PLEASE ENSURE TO HAVE THE MODEL #
FROM THE PACKAGING OR INSTRUCTION BOOKLET**

**TO RETURN THE PRODUCT:
PLEASE CONTACT THE RETAILER
WHERE THE ITEM WAS PURCHASED FROM**



**ENTER
TO WIN**

**Upload an image of our furniture
in your home with a short review
to our facebook page for a chance to**

**Win up to \$3000 of
Simpli Home furniture!!!**

www.facebook.com/simplihomefurnishings



IMPORTANT : Please read this manual carefully before beginning assembly of this product. Keep this manual for future reference.

SAFETY INFORMATION

Identify all the parts and hardware. Do not discard of the packaging until you have checked that you have all of the parts and hardware required. Hardware package may have spare parts.

WARNING: This item contains small parts which can be swallowed by children and pets. Keep children and pets away during assembly. To avoid danger of suffocation, always keep plastic bags away from children and pets. We recommend that you assemble this unit on a carpeted floor to avoid scratches. If using power tools, set the tool to low torque to avoid damage.

May require 2 people for ease of assembly.

CARE and MAINTENANCE

To clean, use a soft or slightly damp cloth, then wipe with a clean, dry cloth. Dust with soft dry cloth.

Do not use ammonia-based cleaning products, as they will damage the finish.

Do not leave liquids or damp cloths on this furniture.

To avoid dulling of the finish, do not place furniture in direct sunlight.

Please inspect and tighten all screws or bolts on a regular basis to ensure proper performance and safety of your item.


SIMPLETM
H O M E

*Wynden+Hall*TM
HOME DECOR
brooklyn + maxTM

EASTWOOD / COLBURN / HALSTEAD

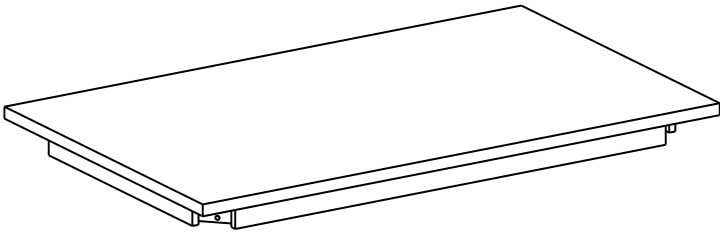
66 x 40 INCH RECTANGULAR DINING TABLE

MODEL # 3AXCDNT-003



PARTS DESCRIPTION

A



TOP
QTY 1

B

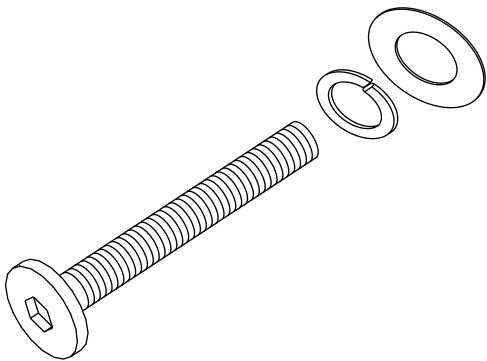


LEG
QTY 4

NEED HELP? For help with assembly or if you are missing a part,
Please call customer service at 1-866-518-0120 ext. 262 (9 am to 4 pm EST)


HARDWARE DESCRIPTION

1



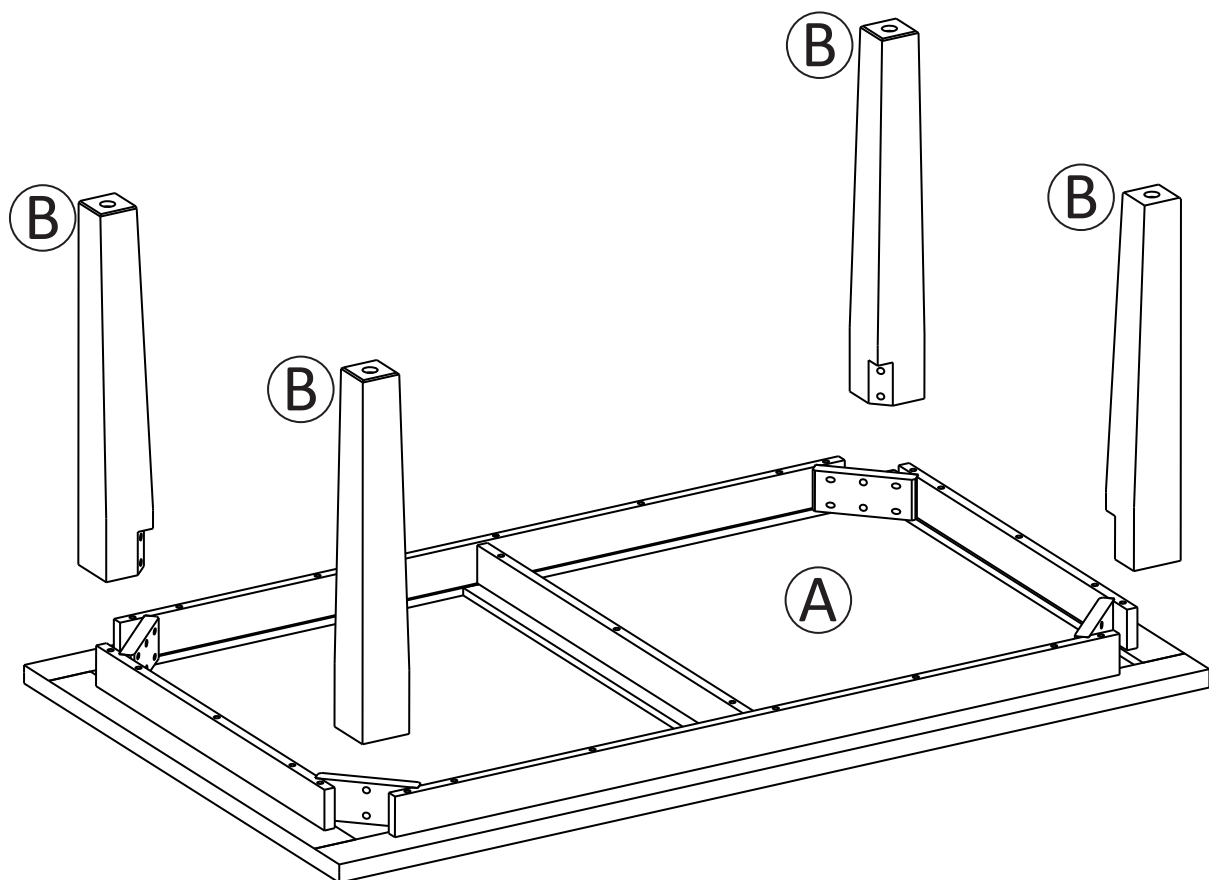
ALLEN KEY BOLT
M8 X 70 mm
QTY 8 SETS

2

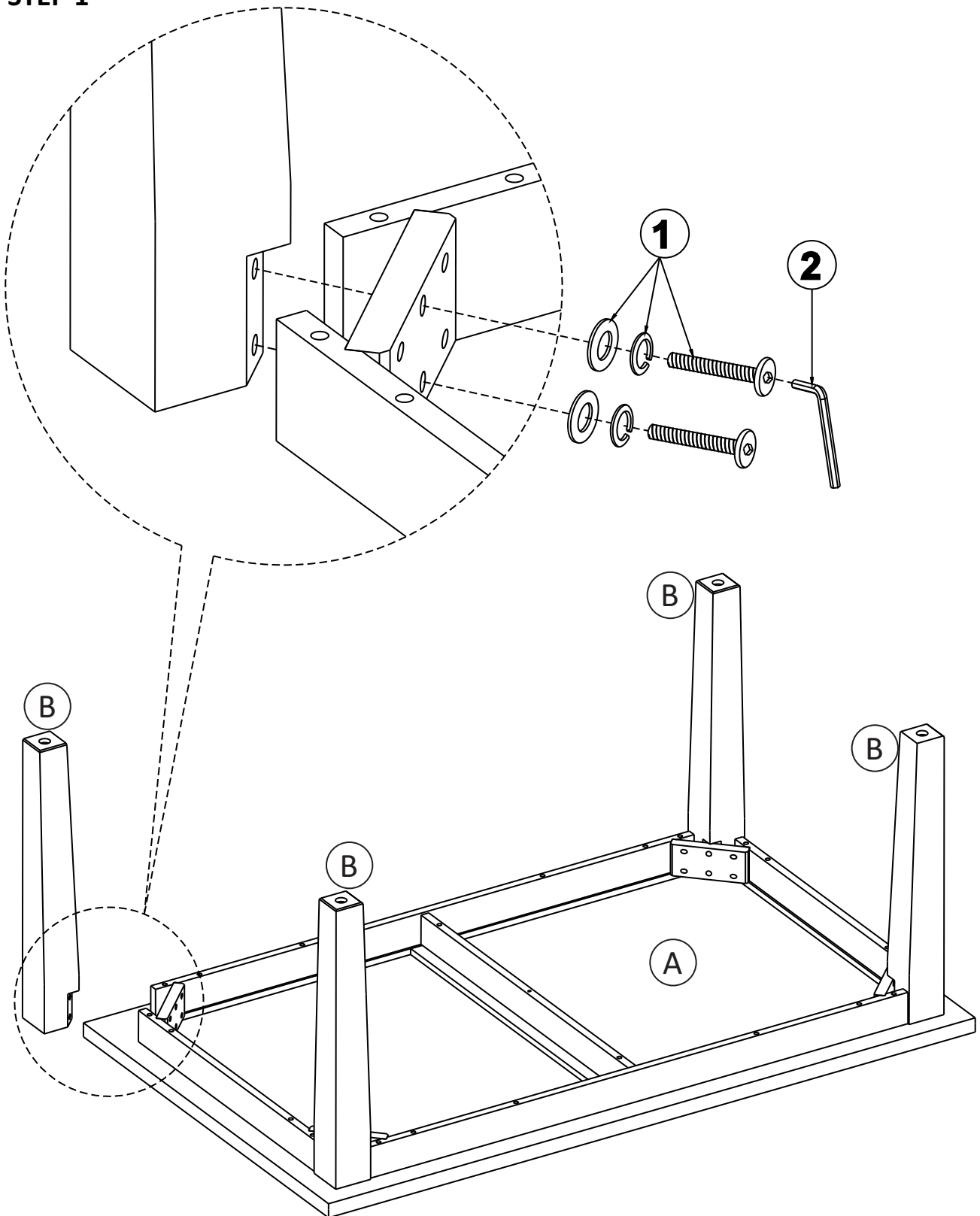


ALLEN KEY
QTY 1

NEED HELP? For help with assembly or if you are missing a part,
Please call customer service at 1-866-518-0120 ext. 262 (9 am to 4 pm EST)

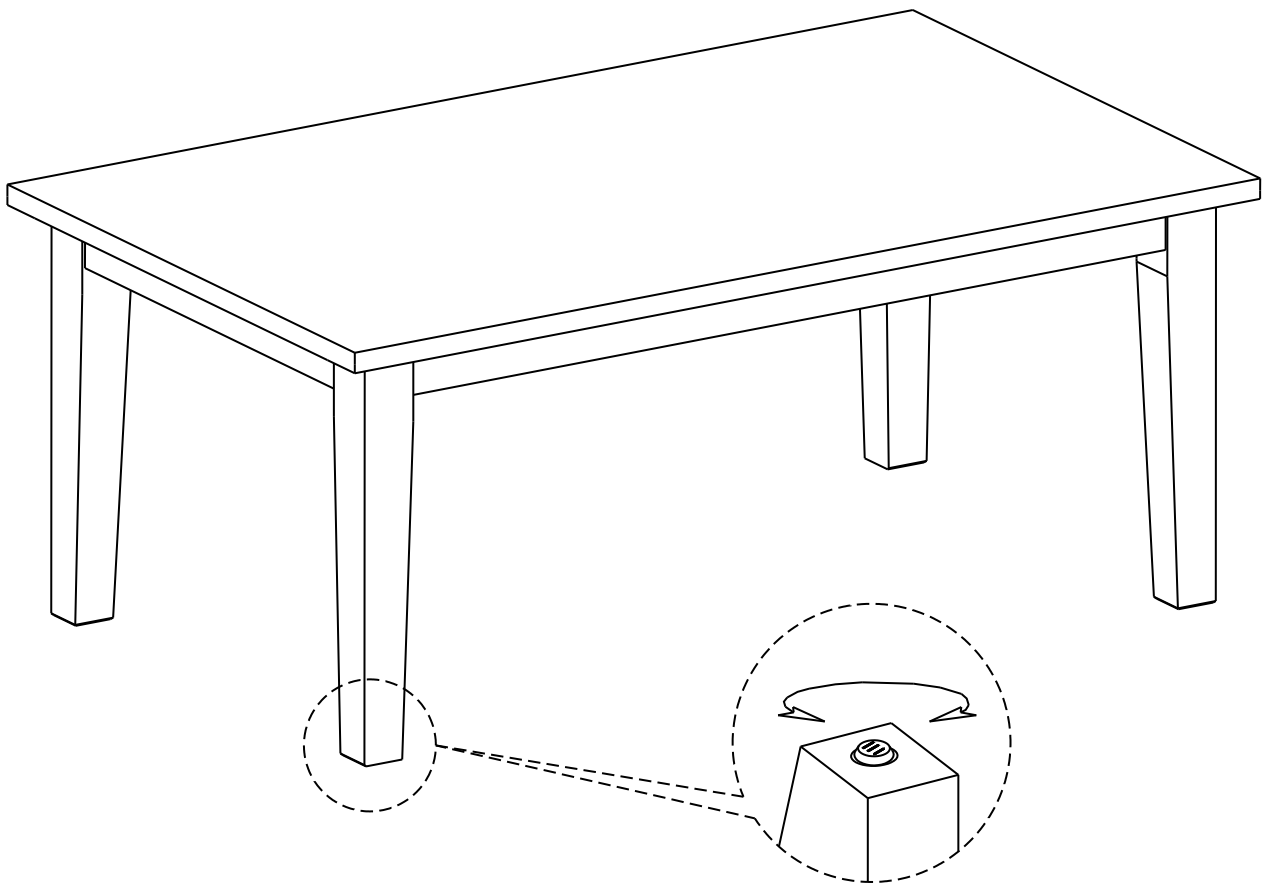


STEP 1



1. Attach Legs (B) to Top (A).
2. Use 8 Allen Key Bolts (1) to secure part (A) and (B).
3. Use Allen Key (2) to tighten Allen Key Bolts. Do not over-tighten.

STEP 2




Note: Levelers on bottom of legs can be adjusted if floor is uneven.

WALDEN / HALEY / VICTORIA

DINING CHAIR


MODEL # AXCDCHR-007-G



PRE-ASSEMBLY INFORMATION

PARTS DESCRIPTION

1



CHAIR
QTY 1

2



FRONT LEG
QTY 2

3



BACK LEG
QTY 2

NEED HELP? For help with assembly or if you are missing a part,
Please call customer service at 1-866-518-0120 ext. 262 (9 am to 4 pm EST)

PRE-ASSEMBLY INFORMATION

HARDWARE DESCRIPTION

A



ALLEN KEY SCREW
M8 X 45 mm
QTY4

B



ALLEN KEY SCREW
M8 X 60 mm
QTY 4

C



LOCK WASHER
QTY 8

D



WASHER
QTY 8

E

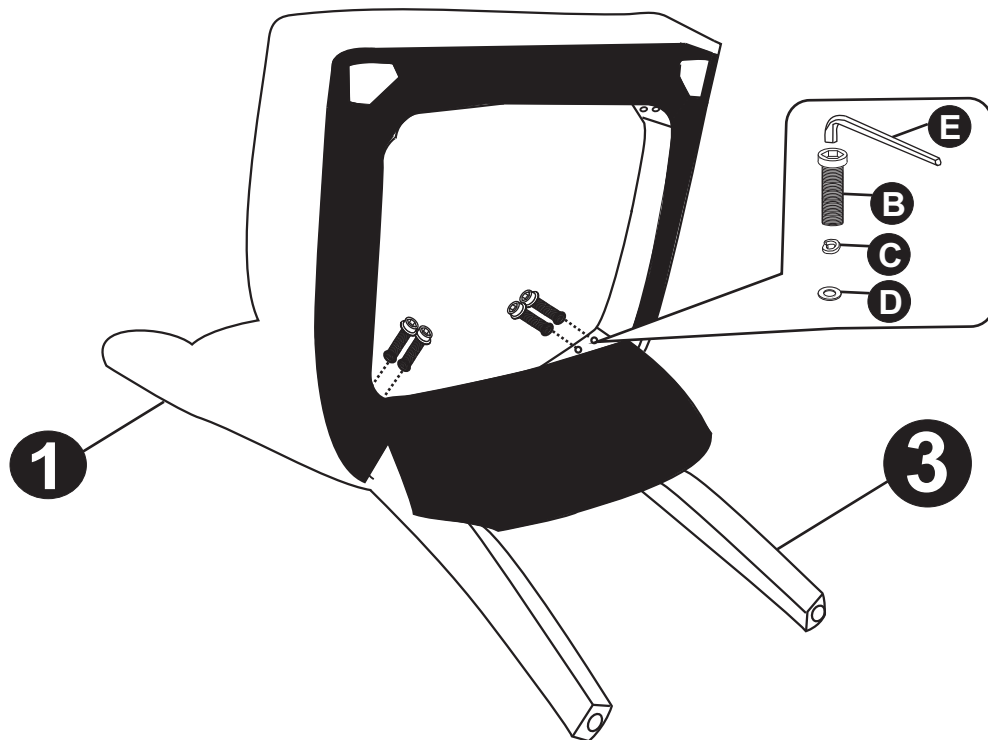


ALLEN KEY
QTY 1

NEED HELP? For help with assembly or if you are missing a part,
Please call customer service at 1-866-518-0120 ext. 262 (9 am to 4 pm EST)

ASSEMBLY

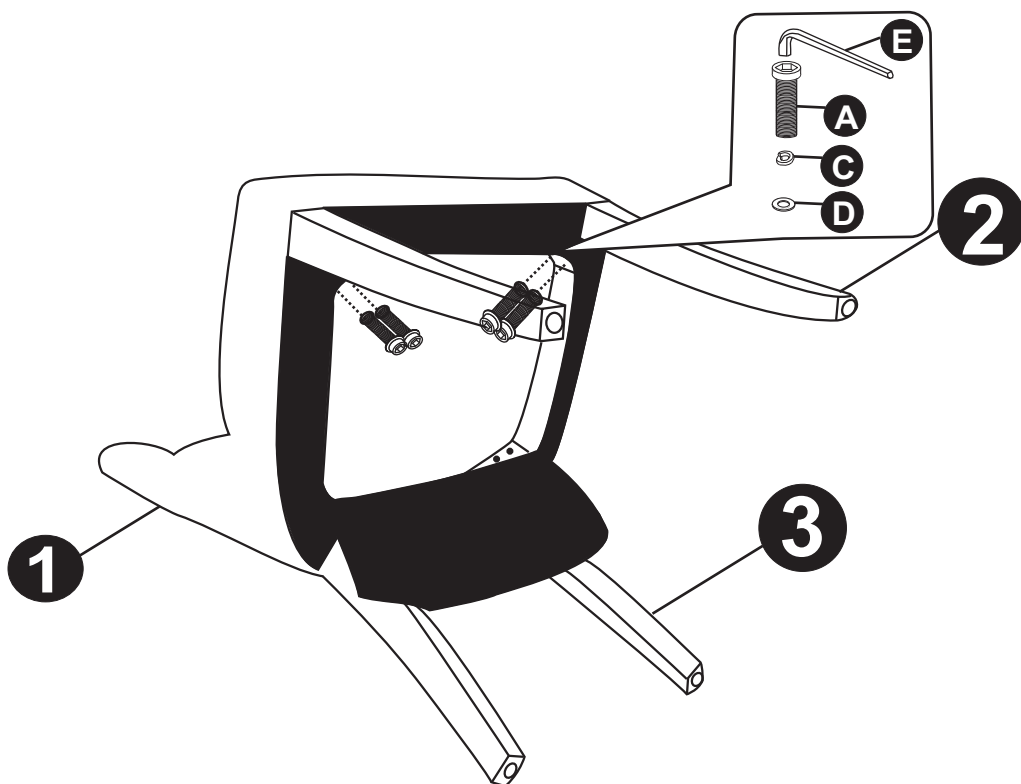
STEP 1



Attach Back Legs (3) to Chair (1) using Allen Key Screws (B), four Washers (D) and four Lock Washers (C) into pre-drilled holes. Use Allen Key (E) to tighten. Do not over-tighten.

ASSEMBLY

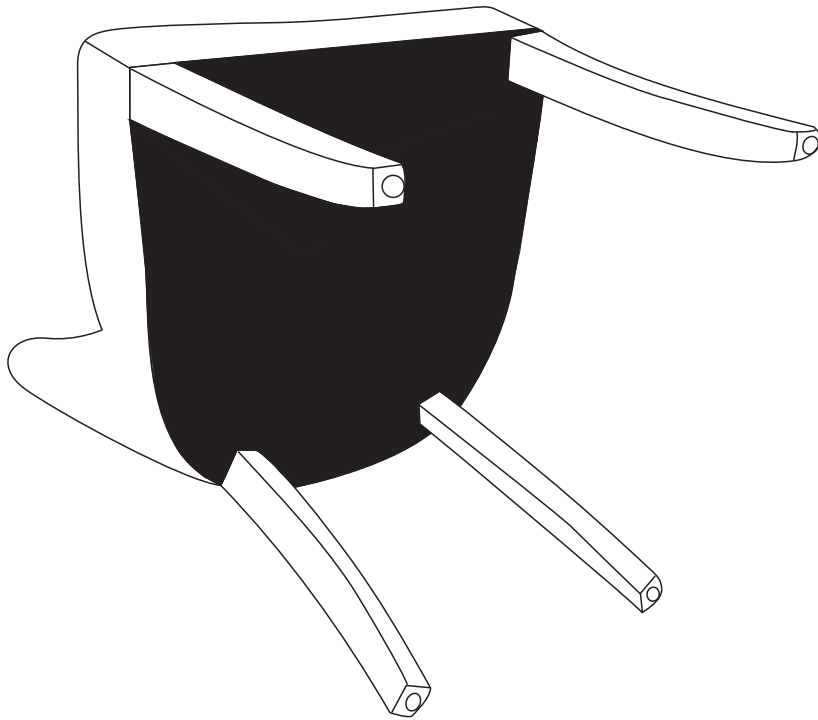
STEP 2



Attach Front Legs (2) to Chair (1), Allen Key Screw (A), four Washers (D) and four Lock Washers (C) into pre-drilled holes. Use Allen Key (E) to tighten. Do not over-tighten.

ASSEMBLY


STEP 3



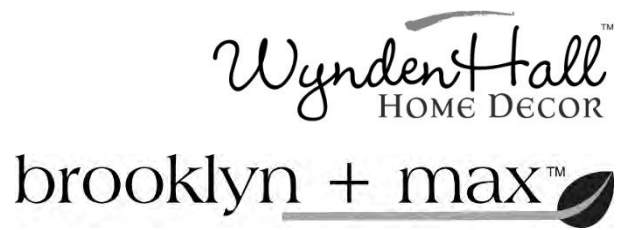
Use the zipper to close the fabric
on the bottom of the Chair.

ASSEMBLY

STEP 4



Turn Chair right side up.



WARRANTY

Thank you for purchasing a **Simpli Home – Wyndenhall – Brooklyn + Max** product. These products have been made to demanding, high-quality standards and are guaranteed for domestic use against manufacturing faults for a period of 12 months from the date of purchase. This warranty does not affect your statutory rights.

In case of any malfunction of your product (failure, missing parts, etc.) please contact us at our toll free service line at 1-866-518-0120 ext. 262 from 9 am to 4 pm, Monday to Friday, Eastern Standard Time or by email at simpli-home.com/customer-support.

We reserve the right to repair or replace the defective product, at its discretion.

This product is guaranteed for 12 months if used for normal purposes. Any warranty is invalid if the product has been overloaded or subject to neglect, improper use or an attempted repair by other than an authorized agent. Heavy-duty or daily professional/commercial usage are not guaranteed.

Due to continuous product improvement, we reserve the right to change the product specifications without prior notice.



Questions, problems, missing parts?

Before returning your product
please email Customer Support at
simpli-home.com/customer-support

or call

Customer Support at 1-866-518 -0120 ext. 262
Monday to Friday between 9 am – 4 pm EST

For more information visit us on our website
www.simpli-home.com

Like us on facebook
www.facebook.com/simplihomefurnishings