

## LIMITED LIFETIME WARRANTY

Your Dynarex Product is warranted to be free of defects in materials and workmanship for the lifetime of the product for the original purchaser. This item was built to exacting standards and carefully inspected prior to shipment. This Limited Lifetime Warranty is an expression of our confidence in the materials and workmanship of our products and our assurance to the consumer of years of dependable service.

The Warranty shall not apply under the following conditions:

- Problems arising from normal wear
- Problems arising from failure to adhere to the product instructions
- Problems arising from misuse, negligence, accident or improper operation, maintenance or storage
- Problems arising from modifications or unauthorized repairs, parts or attachments
- Products where the serial number has been removed or defaced
- Problems with non-durable components, such as rubber accessories, casters, and grips, which are subject to normal wear and need periodic replacement

Dynarex shall not be liable for any consequential or incidental damages whatsoever. Dynarex shall repair or replace defective products at its option. The foregoing warranty is exclusive and in lieu of other express warranties, if any, including the implied warranties of merchantability and fitness of a particular purpose. The remedy for any violation of the implied warranty shall be limited to repair or replacement of the defective product pursuant to the terms contained herein.

If you have a question about your Dynarex device or this warranty, please contact an authorized Dynarex dealer.

**WARNING:**  
Cancer and Reproductive Harm  
[www.P65Warnings.ca.gov](http://www.P65Warnings.ca.gov)



**SYMBOL GLOSSARY**  
For an explanation of symbols  
used in Dynarex packaging, visit  
[dynarex.com/symbols.php](http://dynarex.com/symbols.php)

R201116

Reorder No. 10501



# Pedal Exerciser

*Folding • Hand/Feet*



6 16784 05011 9

Manufactured for: Dynarex Corporation  
10 Glenshaw Street • Orangeburg, NY 10962  
USA • [www.dynarex.com](http://www.dynarex.com)

Made in China

## ASSEMBLY INSTRUCTIONS


### PARTS LIST:

1. Stabilizer
2. Stabilizer
3. Star Knob
4. Main Frame



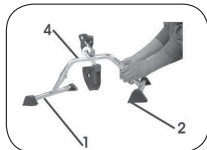
### STEP 1:

Connect the stabilizer with the main frame using the star knob and tighten firmly.



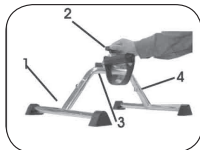
### STEP 2:

Repeat step 1 for other side.



### STEP 3:

Tighten the tension knob (3) on main frame (4).



## RESISTANCE ADJUSTMENT



Turn the tension knob to adjust the paddle resistance. "High" means heavy resistance, "Low" means light resistance.

## EXERCISE INSTRUCTIONS



HAND ROWING EXERCISE



PADDLE EXERCISE