

LONG-TERM CARE BEDS

COMBINATIONS

Creating Item Numbers for Your Bed Combinations

STEP 1: Use the item number of the bed.

12001: D100



12002: D200



12003: D300



12004: D400



12005: D500



12013: DB300




12014: DB600*




*DB600 comes in Cherry only


STEP 2: Add the 2 letter code for the boards of your choice.




MH – Mahogany



CH – Amber Cherry



OA – Light Oak



CM – Composite
(for D200, D300 & DB300)

STEP 3: Add the 2 letter code for the rail/bar of your choice.



MR – Metal Swing Rail



CR – Composite Swing Rail



AB – Assist Bar



PB – Pivot Assist Bar

STEP 4: Add "X" for Expansion Kit. (D300 only)


Expansion Kit



Expands to 42"




STEP 5: Add "SC" if you would like the footboard to have a staff control. (for D200, D300 & DB300)



LONG-TERM CARE BEDS

BED BOARDS



Headboards

Item	Description	Qty./Bx
12900-MH	Headboard for D100, D200 & D300 – Mahogany (Fixed 36")	1
12900-CH	Headboard for D100, D200 & D300 – Amber Cherry (Fixed 36")	1
12900-OA	Headboard for D100, D200 & D300 – Light Oak (Fixed 36")	1
12901-MH	Headboard for D300 – Mahogany (36" expands to 42")	1
12901-CH	Headboard for D300 – Amber Cherry (36" expands to 42")	1
12901-OA	Headboard for D300 – Light Oak (36" expands to 42")	1
Bariatric	12902-MH Headboard for DB300 – Mahogany (36" expands to 48")	1
	12902-CH Headboard for DB300 – Amber Cherry (Expands to 48")	1
	12902-OA Headboard for DB300 – Light Oak (36" expands to 48")	1

- Tool-free design allows for quick, easy installation
- Slides on/off and locks securely in place

Footboards

Item	Description	Qty./Bx
12910-MH	Footboard for D100, D200 & D300 – Mahogany	1
12910-CH	Footboard for D100, D200 & D300 – Amber Cherry	1
12910-OA	Footboard for D100, D200 & D300 – Light Oak	1
Bariatric	12912-MH Footboard for DB300 – Mahogany	1
	12912-CH Footboard for DB300 – Amber Cherry	1
	12912-OA Footboard for DB300 – Light Oak	1

- Tool-free design allows for quick, easy installation
- Slides on/off and locks securely in place

Footboards with Staff Control

Item	Description	Functions	Qty./Bx
12911-MH	Footboard for D100 & D200 – Mahogany	3	1
12911-CH	Footboard for D100 & D200 – Amber Cherry	3	1
12915-MH	Footboard for D300 – Mahogany	5	1
12915-CH	Footboard for D300 – Amber Cherry	5	1
Bariatric	12913-CH Footboard for DB300 – Amber Cherry	5	1
	12913-MH Footboard for DB300 – Mahogany	5	1

- Tool-free design allows for quick, easy installation
- Slides on/off and locks securely in place
- Staff control allows for easier bed adjustment by the caretaker

Composite Headboard and Footboard

Item	Description	Qty./Bx
12920	Composite Headboard and Footboard	1 pair
12921	Composite Boards Adapter for D200 & D300	1
12922	Composite Boards Adapter for DB300	1

- Tool-free design allows for quick, easy installation

LONG-TERM CARE BEDS

RAILS, ASSIST BARS & ACCESSORIES



Metal Swing Rail

Item	Description	Qty./Bx
12950	Metal Swing Rail	1 Pair

- Assistive rail provides stability to users getting in and out of bed
- 1 Year Warranty
- Meets entrapment guidelines with proper installation



Composite Swing Rail

Item	Description	Qty./Bx
12951	Composite Swing Rail	1 Pair
12954	Bariatric HD Composite Swing Down Rail for DB600	1 Pair

- Assistive rail provides stability to users getting in and out of bed
- 1 Year Warranty
- Meets entrapment guidelines when properly installed



Assist Bar

Item	Description	Qty./Bx
12952	Assist Bar	1 Pair
12960	Universal Assist Bar	1 Pair

- Assistive bar provides stability to users getting in and out of bed
- 1 Year Warranty
- Durable steel construction
- Rotates 90 degrees in either direction
- Convenient locking mechanism accommodates most LTC beds
- Meets entrapment guidelines when properly installed



Pivot Assist Bar

Reorder No.	Description	Qty./Bx
12953	Pivot Assist Bar	1
12961	Universal Pivot Assist Bar	1

- Assistive bar provides stability to users getting in and out of bed
- 1 Year Warranty
- Universal locking mechanism attaches to most brands' LTC Beds (12961)
- Meets entrapment guidelines when properly installed



Battery Backup

Item	Description	Qty./Bx
12917	Battery Backup for D400 and D500	1

- In the case of a power outage the battery backup will allow for the bed to be adjusted so the patient can be safely and easily transferred

LONG-TERM CARE BEDS

RAILS, ASSIST BARS & ACCESSORIES



Expansion Kit for D300

Item	Description	Qty./Bx
12914	Expansion Kit for D300	1

- Tool-free extension
- Width expands from 36" to 42"
- Compatible with Dynarex D300 Beds



Clip-On Staff Control Adapter for D400 and D500

Item	Description	Qty./Bx
12923	Clip-On Staff Control Adapter for D400 and D500	1

- The extra hand control for D400 and D500 beds
- Staff control allows for easier bed adjustment by the caretaker



Bariatric HD Headboard/Footboard for DB600

Item	Description	Qty./Bx
12930-CH	Bariatric HD Headboard/Footboard for DB600, Cherry	1

- Designed to be used with the Dynarex Bari+Max DB600 Bariatric HD Long-Term Care Bed — 54" (12014)
- High-pressure laminate materials provide durable, reliable wear
- Tool-free design allows for easy set up and adjustments
- Expandable headboard with adjustable widths from 48" to 54"
- Extensions can be stored on the back of headboard for easy access
- Convenient, easy-to-clean surface for optimal hygiene
- Locking pins provide added security to help prevent accidental detachment