


Pedestal Desk

IMPORTANT

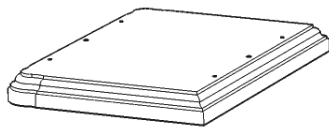
Carefully remove all the parts from the carton and place them individually on a soft cloth to prevent scratches or other damage.

Carefully and strictly follow these assembly instructions to ensure a completed product as designed.

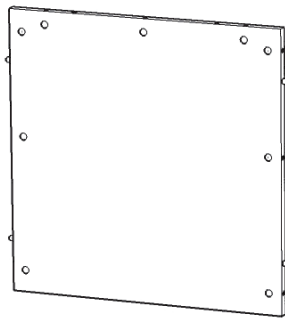
Do not use power tools above 8 volts to assemble.



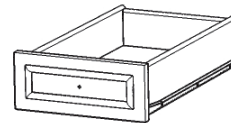
Part List



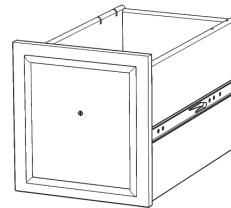
B.
Base
2 pcs.



K.
Back Panel
1 pc.



L.
Drawer
4 pcs.



M.
Drawer
2 pcs.

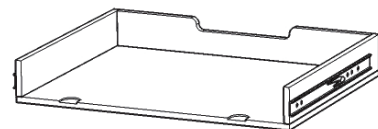
Refer to later page(s) of these instructions for drawer assembly.



C.
Foot
8 pcs.



H.
Rail
2 pcs.



N.
Keyboard
1 pc.



P.
Metal Strip
4 pcs.



I.
Rail
2 pcs.



O.
Keyboard Front
1 pc.

For assembly see instructions in carton 20 05502 0181.