







Twister™ Diamond Floor Pads - Standard System

Twister by Diversey is an innovative method for everyday machine cleaning on polished concrete, terrazzo and natural stone floors. Twister floor pads are impregnated with billions of microscopic diamonds that micro-polish the floors providing a glossy, surface that resists dirt and water. The Twister Standard System is especially formulated for low to medium traffic environments, such as schools and offices, with less than 5,000 visitors daily. The Standard System typically uses white, yellow, and green pads in sequence that will deep clean and restore floors, then continue to use green pads for daily cleaning and polishing.

Twister Pad	Specification	Frequency
	Use the Red pad for restoration as a first step to remove deep scratches, although rarely required with a lifespan of approx. 100,000 – 150,000 ft ² under optimal circumstances	Optional use
	Use the White pad for deep cleaning to remove tiny scratches, which will then to prepare for daily cleaning with a lifespan of approx. 150,000 – 300,000 ft ² under optimal circumstances	Periodic use
	Use the Yellow pad for deep cleaning to remove tiny scratches, which will then prepare for daily cleaning with a lifespan of approx. 300,000 - 500,000 ft ² under optimal circumstances	Periodic use
	Use the Green pad for daily cleaning to maintain gloss and cleanliness with a lifespan of approx. 300,000 - 500,000 ft ² under optimal circumstances	Daily use





Twister Standard Line

Procedure for Polished Concrete and Terrazzo

Preparation:

- Prior to using any new pads in the procedure, run new pads on machine to open up diamonds. Run for one to two minutes. Slurry will become visually cloudy once the diamonds have opened up in the pad.

Quick Upgrade Method:

- 10 passes with white pad and water/cleaning solution . Use with water for all passes. Pick up slurry on 10th pass.
- 10 passes with yellow pad and water/cleaning solution. Use with water for all passes. Pick up slurry on 10th pass.
- 10 passes with green pad and water/cleaning solution. Use with water for all passes. Pick up slurry on 10th pass.
- The floor should be maintained daily following regular maintenance procedures with the green pad after completing this process.

Daily Upgrade Method:

- 2 weeks with white pad following regular maintenance procedures.
 - 2 weeks with yellow pad following regular maintenance procedures.
 - The floor should be maintained daily following regular maintenance procedures with the green pad after completing this process.
-