


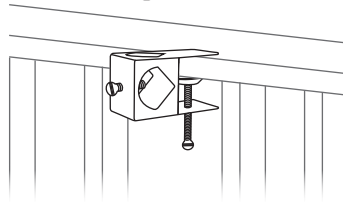
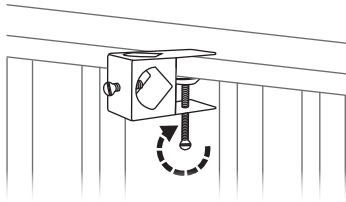
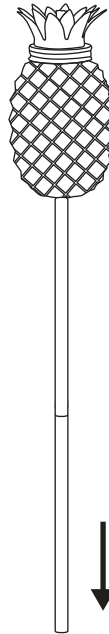
# DECK CLAMP FOR OUTDOOR TORCHES

Read all information carefully before using this product.  
Save this manual for future reference.

## DECK CLAMP INSTALLATION

1. Firmly attach the deck clamp to the desired location by tightening the long thumb screw.  
**NOTE:** clamp expands up to 2 inches
2. Position the torch in the deck clamp and secure the pole by tightening the short thumb screw.

**NOTE:** Torches are not included. Torches are shown in illustrations for visual reference only.



### CAUTION:

Never place a torch under covered shelter or umbrella, near pedestrian traffic or combustibles such as, but not limited to, wood structures, fuel, clothing, etc. Torches not included.

Any modification to the product or failure to follow recommended care will void the product warranty.

### WARNING:

Manufacturer and seller expressly disclaim any and all liability from personal injury, property damage or loss, whether direct or indirect, or incidental, resulting from the incorrect attachment, improper use, inadequate maintenance, or neglect of this product.