


Caséta by  **LUTRON**

Discover the power of smart lighting



Dimmer



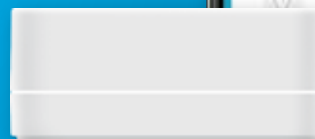
Remote



Fan remote



Sensor



Smart Bridge



Lutron App

Why choose Caséta?



A smarter timer* — your customers will always come back to a well-lit home


- Set timer once and never have to reset it again
- Timer schedules automatically adjust when seasons change
- No reprogramming for daylight saving or power outages

*Not only does the Smart Bridge provide a smarter timer, it also offers app control, and so much more. See pages 12–13 for details.

How to do it:

Step 1

Install Caséta dimmers



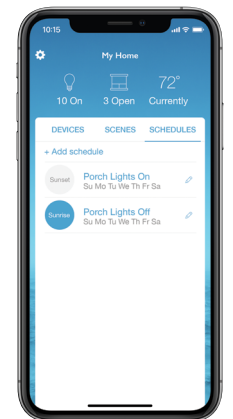
Step 2

Connect the Ethernet cable and power cord to the Smart Bridge



Step 3

Download FREE Lutron App and create scheduled events



A hassle-free 3-way**


- Add 3-way or multi-location control without needing to wire another switch
- Easily add additional points of control at any time
- Mount remote on any surface for an additional point of control, without cutting holes
- Get in and out of a job fast

**See page 7 for tips on how to promote the use of Pico remotes.

How to do it:

Step 1

Install Caséta dimmer

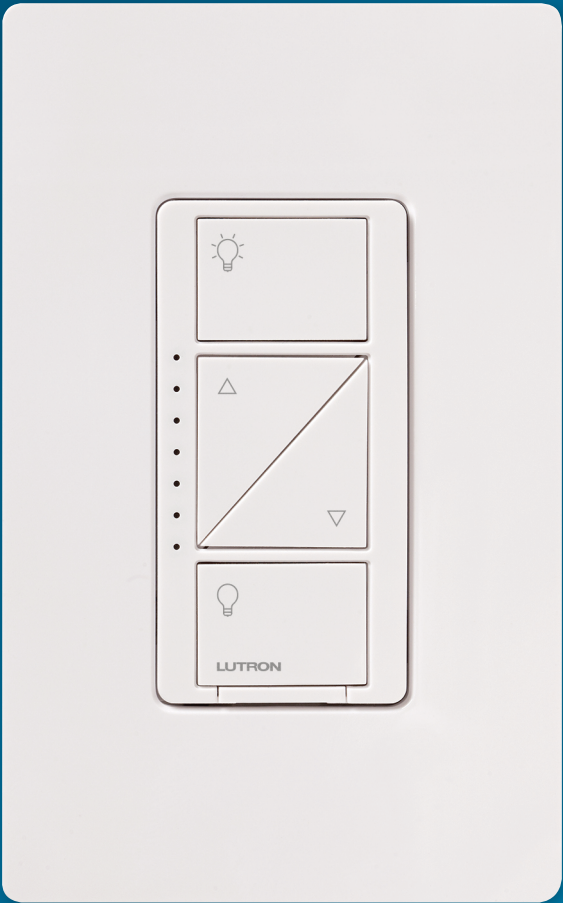


Step 2

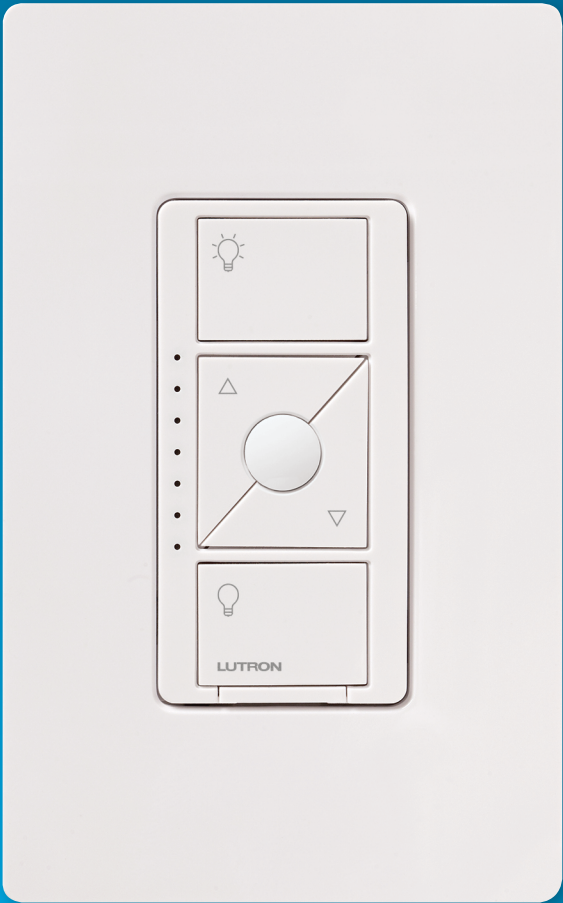
Mount Pico remote



Product information



Controls wall and ceiling lights



Controls ELV, LED, and more.

Caséta provides superior dimming for dimmable LEDs.

- UL Listed to dim 100s of different LED light bulbs. The list of compatible bulbs is available at **CasetaWireless.com/support**.
- Easily adjust the low-end trim for flicker-free dimming.
- Mix different bulb types on the same circuit.
- Questions about LED control? Visit **lutron.com/ledfinder**.

Dimmer

- Doesn't require a neutral wire — ideal for retrofit or new construction
- No polarity for line or load wiring — mistake-proof wiring
- Works with compatible dimmable LEDs (up to 150W), halogen and incandescent bulbs (up to 600W)
- Use Pico remotes for additional dimmers in 3-way or multi-location dimming applications


Dimmer PRO

- Works with approved dimmable LEDs (up to 250W), halogen and incandescent bulbs (up to 1000W)
- Also works with MLV lighting (up to 1000VA)
- Compatible with Lutron LTE LED drivers, PHPM, and GRX-TVI interfaces
- Neutral wire optional (required for MLV and drivers/interfaces)
- Use Pico remotes or existing toggle switches in 3-way or multi-location applications
- **Only available to the Pros**

Dimmer ELV+

- Works with all load types — dimmer is phase selective
- Favorite button for preset level on dimmer (matches Pico remote)
- 500W ELV/HAL/INC
- 400W MLV
- 250W LED
- Neutral wire required
- 10W minimum load
- Use Pico remotes for additional dimmers in 3-way or multi-location dimming applications

Product information



Neutral switch

- Neutral wire required — provides higher capacity and 10W minimum load or one LED bulb
- Use Pico remotes or existing toggle switches in 3-way or multi-location switching applications
- Controls 6A lighting load (LED, HAL, INC, CFL) or 3.6A fan load

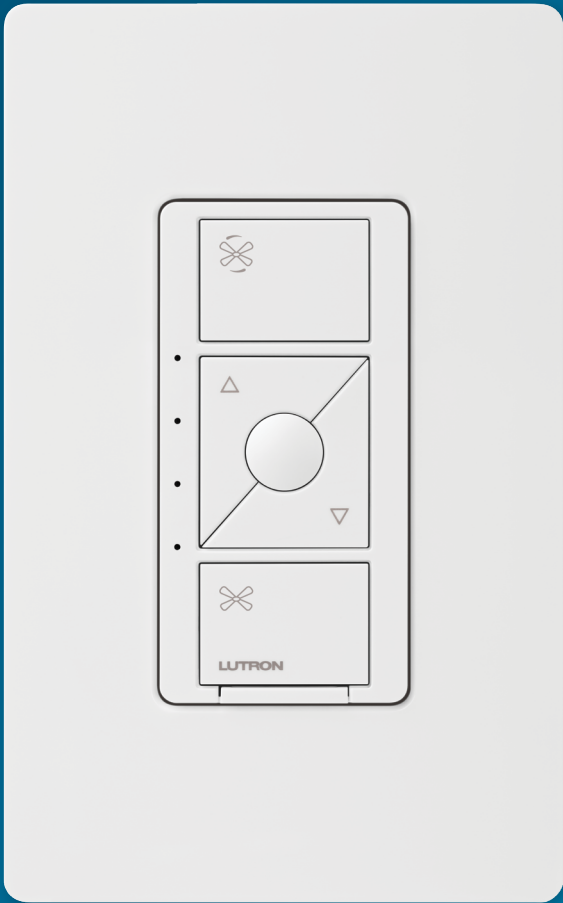
Switch PRO

- Dual voltage — works in 120V and 277V applications
- Doesn't require a neutral wire
- Minimum load cap included (for switching LED, CFL, and ELV loads)
- Use Pico remotes or existing toggle switches in 3-way or multi-location switching applications
- **Only available to the Pros**

Plug-in lamp dimmer

- Features two receptacles for simultaneous control of two lamps
- Simply plugs into a standard wall receptacle
- Works with dimmable LEDs (up to 100W)
- Also works with halogen and incandescent bulbs (up to 300W)
- First lamp dimmer added to Smart Bridge acts as a Clear Connect range extender — provides 30 ft. of additional range (limit one per system)

Product information



Controls ceiling fans



Mount a Pico to a tabletop pedestal, clip it to a car visor, or mount it to a wall.



Tabletop pedestal



Car visor clip



Wall-mounting kit

Promoting the Pico

Don't forget to emphasize the ease of adding 3-way control with a Pico. Make sure to stress to homeowners that you won't have to climb into their attic or other tight space to run wire and cut holes.

Fan speed control

- Neutral wire required — can control one AC ceiling fan
- Use Pico fan remotes in 3-way or multi-location control applications
- 4 speed fan control and off
- Favorite button to recall preferred fan speed setting

Pico remote control

- Provides convenient remote control
- Add a light switch without having to wire anything
- Battery powered — features a 10-year battery life (typical)
- Works with Caséta dimmers, switches, and wireless shades

Product information



3-scene control



2-group switch control




Dimming control



Fan control



Audio control



4-button Pico remote control PRO

Choose from three options

- 3-scene control — create three different scenes, as well as turn all lights off
- 2-group switch control — control two groups of lights independently from one another
- Dimming control — same functionality (full on/off and raise/lower) as standard Pico remote control, but in a 4-button aesthetic
- **Only available to the Pros**

Note: light/shade and shade-only 4-button remotes also available
Visit lutron.com/pico for information on model numbers and engraving options

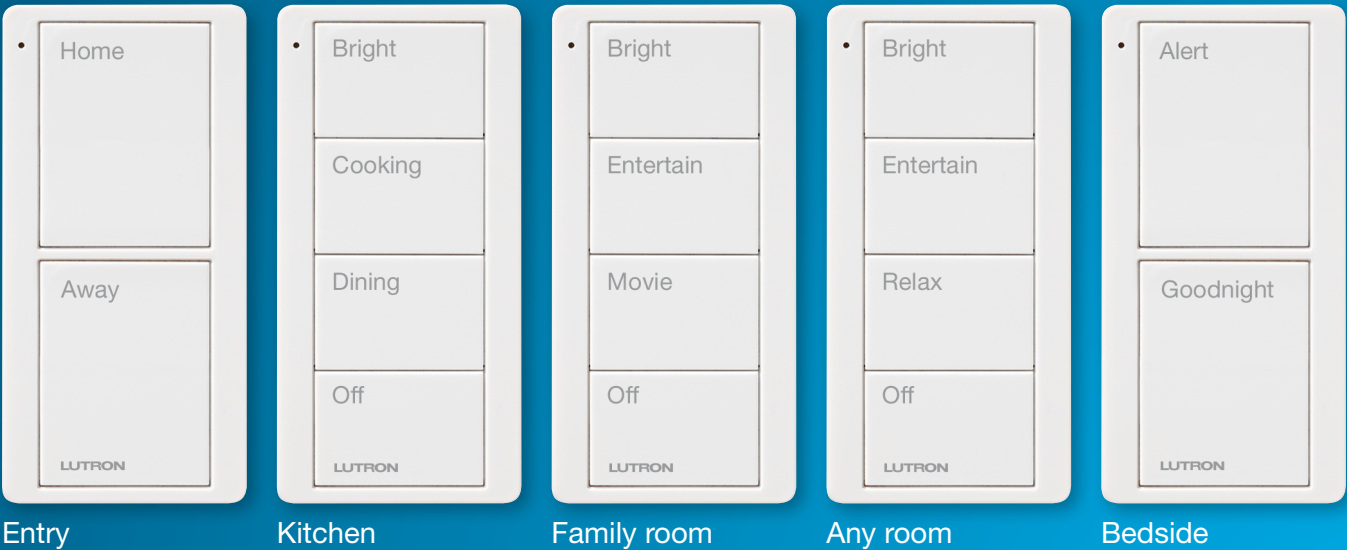
Pico fan remote control

- Provides convenient remote control
- Add an additional point of fan control without having to wire anything
- Battery powered — features a 10-year battery life (typical)
- Works with Caséta fan speed control

Pico remote control for audio


- Controls any model Sonos speaker(s) from anywhere around the home
- Play/pause, skip tracks, raise/lower volume, and select favorite playlists or stations
- Smart Bridge or Smart Bridge PRO required
- 10-year battery life

Product information



Pico scene keypad

- Provides access to scene control with the touch of a button
- Keypad automatically programs when added to room in app
- Each button is individually configurable for multiple lights and shades, as well as for audio
- Pre-engraved buttons for typical scenes/activities
- 2- or 4-button options available
- **Only available to the Pros**



Wireless sensor

- Mount on a wall, corner, or a horizontal surface
- 180° field view
- Ideal for hallways, closets, bathrooms, etc.
- Occupancy and vacancy versions are available
- Battery powered — features a 10-year battery life
- Can control one or many Caséta dimmers and switches


Product information

Get started in 3 simple steps

- 1 Connect the Ethernet cable and power cord to the Smart Bridge



- 2 Download the FREE Lutron App



- 3 Launch the app and walk through setup



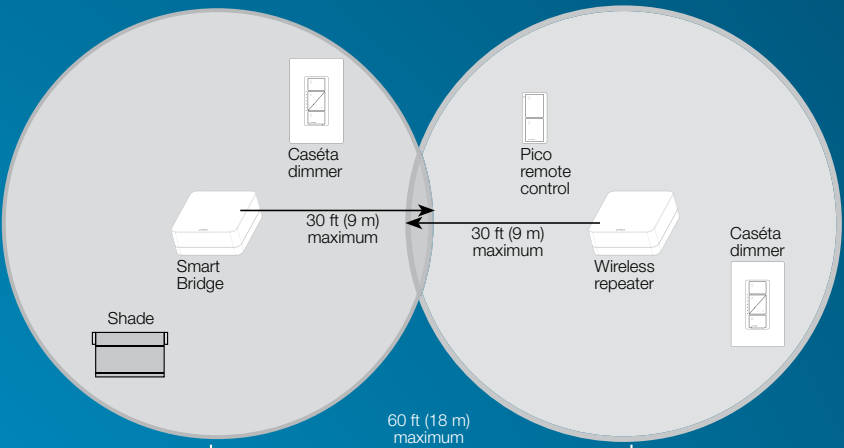
Smart Bridge

Smart Bridge

- Enables control of lights, shades, and temperature using the Lutron App
- Compatible with Caséta dimmers and switches, Serena shades, Honeywell Wi-Fi Thermostats, Sonos speakers, and the major voice assistants (Amazon Alexa, Google Assistant, and Siri)
- Easy to install; just plugs into a Wi-Fi router
- Uses Clear Connect wireless technology — no customer callbacks

Smart Bridge PRO

- Also compatible with Lutron Triathlon battery-powered shades and select styles of Sivoia QS Wireless shades
- Adds integration with third-party A/V remote controls and security systems
- **Only available to the Pros**



Extend the system's wireless range



Repeater

Repeater

- Extend the system range up to 60 ft
- Repeater must be within 60ft of the Smart Bridge
- Only one repeater per Smart Bridge (needs to be within range of the Bridge)
- Can be plugged in anywhere, does not require Ethernet connection

Lutron App



Lutron App

- Control individual lights, shades, thermostats, and speakers — even when away from home
- Intuitive interface makes adding and scheduling scenes to adjust lights and shades easy
- Set up the system in contractor mode — bypass the homeowner registration process and quickly configure the system
- Homeowners can:
 - receive notifications on their smart device if they've left lights on when they leave home
 - use the geofencing feature to automatically turn lights on as they arrive home/turn them off as they leave
 - create a lived-in look with the “Smart Away” feature, which allows them to pick several lights that will randomly turn on/off in the evening when they're away.

Expand the system

Caséta expands beyond lighting control. It works with other connected home solutions, such as shades, thermostats, ceiling fans, and even other manufacturer's apps.

Shading solutions

Eliminate glare, create privacy, and help keep a room cool, all with one touch.




Roller



Honeycomb

Lutron automated shades

- Battery-powered; batteries last 3–5 years
- Wireless, easy to install
- Cordless design
- Available in roller or insulating honeycomb styles
- Triathlon shades and select styles of Sivoia QS Wireless shades compatible with Smart Bridge PRO only




Expand the system

View the full list of integration partners at CasetaWireless.com/integration.

Wireless thermostats

Control heating and cooling from anywhere using the Lutron App and a wide range of compatible thermostats.



(available from Lutron)

Lutron-Honeywell Wireless Thermostat

- Remotely control a home's temperature from the Lutron App
- 7-day programmable schedule
- Large touchscreen display with backlight
- Precise comfort control of temperature and humidity
- The Lutron App is also compatible with the following:



HomeKit-enabled ceiling fans

Conveniently adjust ceiling fans from the Lutron App or by using Siri. Turn them on and off, and change speeds. And if the fan has a light attached to it, homeowners can even adjust that, too — right from their phone.











Hunter Symphony and Signal ceiling fans

- 54" ceiling fans with either plastic (Symphony) or wooden (Signal and Apache) blades
- Both fans include an integrated light kit
- Whisperwind motor delivers quiet, ultra-powerful air movement
- For additional product information visit hunterfan.com



Additional smart home technology














| | |
|---------------------------------------------------------------------------------------|---------------------------------------------------------------------------------------------------------------------------------------------------------------------------------------------------------------------------------------|
|  | Amazon Alexa Create just the right light using Alexa voice control. Ask Alexa to turn lights on, off, or dim them to your favorite level. |
|  | Apple HomeKit The Smart Bridge contains Apple HomeKit technology, so you can use Siri to control your lights and shades. |
|  | The Google Assistant Get the lights with just your voice. Smart lighting control is now available through any Google Assistant-enabled device. |
|  | IFTTT (If This Then That) Create IFTTT recipes: a sequence of conditions that when triggered (If This) cause your Caséta system to turn on the lights or open the shades (Then That). |
|  | Logitech Harmony Dim lights, lower shades, and start a movie with one button press on Logitech Harmony hub-based remote controls or from the Harmony app. |
|  | Samsung SmartThings Control lights and shades from the Samsung SmartThings app, and create new routines to tie in other smart devices like locks, sensors, cameras, and more. |
|  | Sonos Control your Sonos Home Sound System from a Pico remote control for audio or from scenes in the Lutron App. You can also control your lights using your voice via the Sonos One with Amazon Alexa & Google Assistant. |
|  | XFINITY Home Control your lights from anywhere using the XFINITY Home app. |

Ordering information








Pro-level integration*

Security

Automatically turn off lights and close shades when arming the security system before leaving for the day.
Turn lights on and open shades when disarming the system when arriving home or in the event of an alarm.

| | | | |
|-------------------------------------------------------------------------------------|-------------------------------------------------------------------------------------|--------------------------------------------------------------------------------------|---------------------------------------------------------------------------------------|
|  |  | | |
|  |  |  |  |
|  |  |  |  |
|  |  |  |  |

* Smart Bridge PRO required for pro-level integration

| Product | Name | Model Number | Specifications/Descriptions | Voltage | List Price |
|---------------------------------------------------------------------------------------|-------------------|---------------|----------------------------------------------------------------------------------------------------------------------|--------------------------------------------------|------------|
| Dimmers and Switches | | | | | |
|  | Dimmer | PD-6WCL-XX* | Single pole/multi-location** 150W dimmable LED 600W HAL/INC 434 MHz | 120V~ No polarity for line or load wiring | \$78.00 |
|  | Dimmer PRO | PD-10NXD-XX* | Single pole/multi-location** 250W dimmable LED 1000W HAL/INC 1000VA MLV 434 MHz | 120V~ Neutral optional | \$105.00 |
|  | Dimmer ELV+ | PD-5NE-XX* | Single pole/multi-location** 500W ELV/HAL/INC 400W MLV 250W dimmable LED 434 MHz | 120V~ Neutral required | \$145.00 |
|  | Fan Speed Control | PD-FSQN-XX* | Single pole/multi-location** 1.5 A single ceiling fan 434 MHz | 120V~ Neutral required | \$86.00 |
|  | Neutral Switch | PD-6ANS-XX* | Single pole/multi-location** 720W HAL/INC/ELV† 720VA MLV 6A LED/CFL† 3.6A general purpose fan 434 MHz | 120V~ Neutral required | \$85.00 |
|  | Switch PRO | PD-5WS-DV-XX* | Single pole/multi-location** 600W HAL/INC/ELV† 600VA MLV 5A LED/CFL† 3A general purpose fan 434 MHz | 120/277V~ No neutral | \$96.00 |
|  | Lamp Dimmer | PD-3PCL-WH | Use with one or two lamps 100W dimmable LED 300W HAL/INC 434 MHz | 120V~ Plugs into a standard receptacle | \$69.00 |






* XX denotes gloss color suffix (at right).

| | | | |
|-------|-------|--------------|-------|
| WH | IV | LA | BL |
| White | Ivory | Light Almond | Black |

** For multi-location applications, replace additional switches with Pico remote controls using wallplate brackets.

† Switching ELV, LED, CFL requires minimum load cap LUT-MLC (included).



Ordering information

| Product | Name | Model Number | Specifications/Descriptions | Voltage | List Price |
|-------------------------------------------------------------------------------------|-----------------------------------------|---------------------------------|---------------------------------------------------------------------------------------------------------------------------------|--------------|------------|
| Pico Remote Controls | | | | | |
|  | Pico Remote Control | PJ2-3BRL-WH-L01R (White) | 3-button with raise/lower and light icon engraving 434 MHz | 3V=== 10mA** | \$21.00 |
| | | PJ2-3BRL-LA-L01R (Light Almond) | Additional Pico styles available. Please visit lutron.com/pico to view the full selection. | | |
|  | 2-Button Pico Remote Control | PJ2-2B-GWH-L01 (White) | 2-button with light icon engraving 434 MHz | 3V=== 10mA** | \$25.00 |
| | | PJ2-2B-GBL-L01 (Black) | 2-button with light icon engraving 434 MHz | | |
|  | 4-Button Pico Remote Control PRO | PJ2-4B-XX-L01P* | Dimming control 4-button with raise/lower and light icon engraving 434 MHz | 3V=== 10mA** | \$25.00 |
| | | PJ2-4B-XX-L21P* | 2-group switch control 4-button with dual group light icon engraving 434 MHz | | |
| | | PJ2-4B-XX-L31P* | 3-scene control 4-button with light icon scene engraving 434 MHz | | |
|  | Pico Fan Speed Remote Control | PJ2-3BRL-GXX-F01* | 3-button with raise/lower and fan icon engraving 434 MHz | 3V=== 10mA** | \$42.00 |
|  | Pico Remote Control for Audio | PJ2-3BRL-GWH-A02 (White) | 3-button with raise/lower and audio icon engraving 434 MHz | 3V=== 10mA** | \$49.00 |
| | | PJ2-3BRL-GBL-A02 (Black) | | | |

* XX denotes gloss color suffix (at right).

** Uses single CR 2032 battery (included).

| | | | |
|-------|-------|--------------|-------|
| WH | IV | LA | BL |
| White | Ivory | Light Almond | Black |








| Product | Name | Model Number | Specifications/Descriptions | Voltage | List Price |
|---------------------------------------------------------------------------------------|----------------------------|-----------------|----------------------------------------------------------------------------|--------------|------------|
| Pico Scene Keypad | | | | | |
|  | 2-Button Pico Scene Keypad | PJ2-2B-GXX-P01* | 2-button pre-engraved keypad with Home and Away scenes | 3V=== 10mA** | \$56.00 |
| | | PJ2-2B-GXX-P02* | 2-button pre-engraved keypad with Alert and Goodnight scenes | 3V=== 10mA** | \$56.00 |
|  | 4-Button Pico Scene Keypad | PJ2-4B-GXX-P01* | 4-button pre-engraved keypad with Bright, Entertain, Movie, and Off scenes | 3V=== 10mA** | \$56.00 |
| | | PJ2-4B-GXX-P02* | 4-button pre-engraved keypad with Bright, Cooking, Dining and Off scenes | 3V=== 10mA** | \$56.00 |
| | | PJ2-4B-GXX-P03* | 4-button pre-engraved keypad with Bright, Entertain, Relax, and Off scenes | 3V=== 10mA** | \$56.00 |

* XX denotes gloss color suffix (at right).





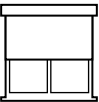
** Uses single CR 2032 battery (included).

| | | | |
|-------|-------|--------------|-------|
| WH | IV | LA | BL |
| White | Ivory | Light Almond | Black |

Ordering information

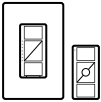

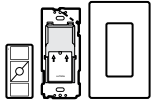

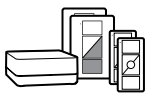


| Product | Name | Model Number | Specifications/Descriptions | Voltage | List Price |
|-------------------------------------------------------------------------------------|--------------------|----------------|---------------------------------------------------------------------------------------------------------------------------------|-------------|------------|
| Pico Accessories | | | | | |
|  | Wallplate Bracket | PICO-WBX-ADAPT | Wallplate bracket allows for easy installation of a Pico remote/keypad over an existing wallbox or directly on any wall surface | | \$8.60 |
|  | Car Visor Clip | PICO-CAR-CLIP | Provides an easy way to attach a Pico remote/keypad to your car's sun visor | | \$9.00 |
|  | Tabletop Pedestals | L-PED1-WH | Single pedestal — White | | \$15.00 |
| | | L-PED1-BL | Single pedestal — Black | | \$25.00 |
|  | | L-PED2-WH | Double pedestal — White | | \$30.00 |
| | | L-PED2-BL | Double pedestal — Black | | \$40.00 |
|  | | L-PED3-WH | Triple pedestal — White | | \$100.00 |
| | | L-PED3-BL | Triple pedestal — Black | | \$100.00 |
| Wireless sensors | | | | | |
|  | Wireless Sensor | PD-OSENS-WH | Wireless occupancy/vacancy sensor with wall- and corner- mount brackets 434 MHZ | 3V== 14 mA* | \$68.00 |
|  | | PD-VSENS-WH | Wireless vacancy-sensor only with wall- and corner- mount brackets 434 MHZ | 3V== 14 mA* | \$68.00 |

** Uses single CR 123 battery (included).

| Product | Name | Model Number | Specifications/Descriptions | Voltage | List Price |
|---------------------------------------------------------------------------------------|------------------------------------------------------------------------------|--------------|-----------------------------------------------------------------------------------------------------------------------------------------|----------------------------------------------------|------------|
| Smart Bridge and Smart Bridge PRO | | | | | |
|  | Smart Bridge with HomeKit technology | L-BDG2-WH | Smart Bridge allows control via the Lutron App and integration with leading smart home brands | 120V~ 5V=== 300mA (power supply included) | \$110.00 |
|  | Smart Bridge PRO with HomeKit technology | L-BDGPRO2-WH | Smart Bridge PRO allows third-party pro level integration and control via the Lutron App and integration with leading smart home brands | 120V~ 5V=== 300mA (power supply included) | \$150.00 |
| Repeater | | | | | |
|  | Repeater | PD-REP-WH | Extends wireless range up to 60' | 5V=== 100mA (power supply included) | \$100.00 |
| Thermostat | | | | | |
|  | Lutron-Honeywell Wireless Thermostat | L-HWLV2-WIFI | Up to 3 heat / 2 cool heat pump or up to 2 heat / 2 cool conventional Requires common wire connection | 24 V~ | \$355.00 |
| Automated Shades | | | | | |
|  | Please visit lutron.com/triathlon | | | | |

Ordering information

Notes:

| Product | Name | Model Number | Specifications/Descriptions | List Price |
|-------------------------------------------------------------------------------------|---------------------------------------------------------------------------------------------------------------|---------------------------------|------------------------------------------------------------------------------------------------------------------|------------|
| Kits | | | | |
|  | 1 Dimmer 1 Pico Remote 1 Wallplate | P-PKG1W-WH (White only) | (1) PD-6WCL-WH (1) PJ2-3BRL-WH-L01R (1) CW-1-WH (Claro wallplate) | \$86.00 |
|  | 1 Lamp Dimmer 1 Pico Remote | P-PKG1P-WH (White only) | (1) PD-3PCL-WH (1) PJ2-3BRL-WH-L01R | \$75.00 |
|  | 1 Pico Remote 1 Wallplate Bracket 1 Wallplate | PJ2-WALL-WH-L01 (White only) | (1) PJ2-3BRL-WH-L01R (1) PICO-WBX-ADAPT (1) CW-1-WH (Claro wallplate) | \$34.50 |
|  | 1 Smart Bridge 1 Dimmer 1 Pico Remote 1 Wallplate | P-BDG-PKG1W (White only) | (1) L-BDG2-WH (1) PD-6WCL-WH (1) PJ2-3BRL-WH-L01R (1) CW-1-WH (Claro wallplate) | \$140.00 |
|  | 1 Smart Bridge 2 Dimmers 2 Pico Remotes 2 Pedestals 2 Wallplates | P-BDG-PKG2W (White only) | (1) L-BDG2-WH (2) PD-6WCL-WH (2) PJ2-3BRL-WH-L01R (2) L-PED1-WH (2) CW-1-WH (Claro wallplate) | \$255.00 |
|  | 1 Smart Bridge 2 Lamp Dimmers 2 Pico Remotes 2 Pedestals | P-BDG-PKG2P (White only) | (1) L-BDG2-WH (2) PD-3PCL-WH (2) PJ2-3BRL-WH-L01R (2) L-PED1-WH | \$255.00 |
| PRO Kits | | | | |
|  | 1 Smart Bridge PRO 1 Dimmer 1 Pico Remote 1 Wallplate | P-BDGPRO-PKG1W (White only) | (1) L-BDGPRO2-WH (1) PD-6WCL-WH (1) PJ2-3BRL-WH-L01R (1) CW-1-WH (Claro wallplate) | \$200.00 |
|  | 1 Smart Bridge PRO 3 Pico Remotes for Audio 2 Pedestals 1 Wallplate Bracket 1 Wallplate | P-BDGPRO-PKG3AW (White only) | (1) L-BDGPRO2-WH (3) PJ2-3BRL-GWH-A02 (2) L-PED1-WH (1) PICO-WBX-ADAPT (1) CW-1-WH (Claro wallplate) | \$340.00 |

This image shows a full page of blank, lined paper. It features approximately 20 evenly spaced horizontal blue lines across its entire width, typical of notebook or primary school writing paper. The background is a solid off-white color. There are no margins, text, or other markings present.

Amazon, Alexa and all related logos are trademarks of Amazon.com, Inc. or its affiliates.
Apple Watch and Siri are trademarks of Apple Inc., registered in the U.S. and other countries.
The App Store is a service mark of Apple Inc.
Google Home and Google Play are trademarks of Google Inc.
Sonos, Sonos One, and Works with SONOS are trademarks or registered trademarks of Sonos, Inc.
All other product names, logos, and brands and property of their respective owners.

The Lutron logo, Lutron, the Caséta logo, Caséta, Claro, Clear Connect, Pico, Sivoia, and Triathlon are trademarks or registered trademarks of Lutron Electronics Co., Inc., in the U.S. and other countries.

CasetaWireless.com

Lutron Electronics Co., Inc., 7200 Suter Road, Coopersburg, PA 18036-1299

Customer Assistance

Online: lutron.com/help | Email: support@lutron.com | Phone: 1.844.LUTRON1 (588.7661) — includes 24/7 technical support

© 11/2019 Lutron Electronics Co., Inc. | P/N 367-2499 REV P

