


# SIMPLIHOME®

## Belize / Myra / Kelli

### 7 Piece Outdoor Dining Set

Model # AXCPTDS7-BEL



brooklyn + max™

WyndenHall™  
HOME DECOR

# SIMPLIHOME


## Great quality is a right.

Thank you for shopping with Simpli Home,  
America's top brand for high-value furniture.



## It's time to register your product warranty.

It's quick and easy. And you'll be happy you did.



- ✓ Activate your **1-year** warranty
- ✓ Automatic entry to win a **\$500** gift certificate
- ✓ Earn instant rewards and **save**

[simpli-home.com/product-registration](https://simpli-home.com/product-registration)

# SIMPLIHOME

## Review your product and collect rewards!

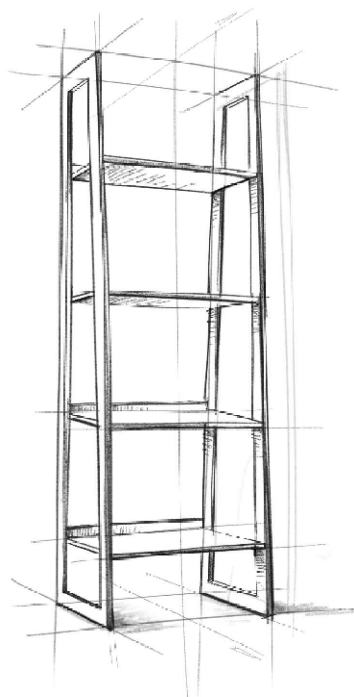
Thank you for your purchase! We hope you enjoy it. We'd love your feedback. Please share a review and get instant rewards!




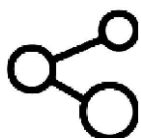
*[simpli-home.com/product-review](https://simpli-home.com/product-review)*



## Share photos and get your cash back!



Send us images or share them on social and qualify for instant rewards. You may even receive store credit on your entire purchase!



*[simpli-home.com/share-images](https://simpli-home.com/share-images)*

# SIMPLIHOME®

## For Fastest Customer Service:



1. Open your phone's camera.
2. Point your phone's camera at the QR code to scan.
3. Click on the pop up.
4. You'll be taken to our customer service page.
5. Fill the form with your order information and issue.
6. Submit form.
7. A customer service associate will contact you.

### Other ways to contact us...



#### Email Us

[customerservice@simpli-home.com](mailto:customerservice@simpli-home.com)



#### Visit Us

Visit our site directly at  
[www.simpli-home.com](http://www.simpli-home.com)



#### Call Us

1-866-518-0120  
Monday to Friday  
9am to 5pm EST

**\*If you've purchased from a retailer and you wish to return the product, please contact the retailer directly.**

**IMPORTANT** : Please read this manual carefully before beginning assembly of this product. Keep this manual for future reference.

## **Safety Information**

Identify all the parts and hardware. Do not discard of the packaging until you have checked that you have all of the parts and hardware required.

Hardware package may have spare parts.

**WARNING:** This item contains small parts which can be swallowed by children and pets. Keep children and pets away during Assembly. To avoid danger of suffocation, always keep plastic bags away from children and pets. We recommend that you assemble this unit on a carpeted floor to avoid scratches. If using power tools, set the tool to low torque to avoid damage.

**May require 2 people for ease of Assembly.**

## Care & Maintenance

**This furniture is designed for outdoor use.**

### **Coffee Table / Dining Table**

Wash frame parts with mild soap and water, rinse thoroughly and dry frame completely.

Do not use bleach, acid or other solvents on the frame parts.

Use placemats or coasters to prevent leaving marks from hot plates or cold glasses.

Inspect and tighten all bolts and fasteners on a regular basis to ensure proper performance.

### **Conversation Chair / Sofa / Dining Chair**

Wash frame parts with mild soap and water, rinse thoroughly and dry frame completely.

Do not use bleach, acid or other solvents on the fabric or frame parts.

Cushions and pillows may be washed on the surface by using mild soap and water if necessary. Rinse well and hang to dry. Do not machine wash or dry.

Inspect and tighten all bolts and fasteners on a regular basis to ensure proper performance and safety.

### **To help protect your furniture, follow these steps:**

- Wipe down the surface with a damp, soft cloth
- Wipe up spills promptly
- Clean with a dry cloth
- Do not use abrasive cleaners, chemical solvents, strong detergents, cleaners with bleach and furniture polish
- We recommend the use of furniture covers when not in use
- To prolong the life and beauty of your furniture, store it in a dry and protected area during off season periods


# SIMPLIHOME®

## Belize / Myra / Kelli

---

### Outdoor Dining Chair Set of 2

Model # AXCPTDCH-BEL




brooklyn + max™

WyndenHall™  
HOME DECOR

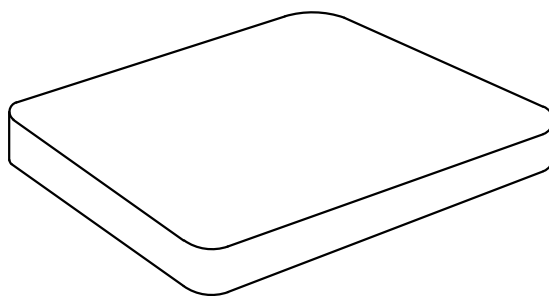
**Part Description**

**A**



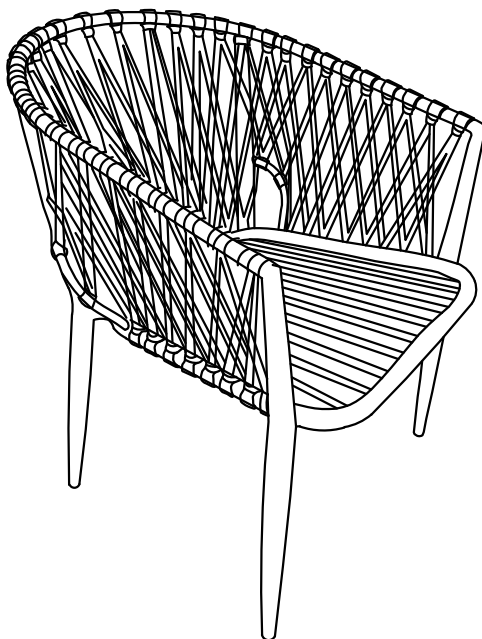
CHAIR BACK CUSHION  
QTY 2

**B**




CHAIR SEAT CUSHION  
QTY 2

**C**



CHAIR FRAME  
QTY 2



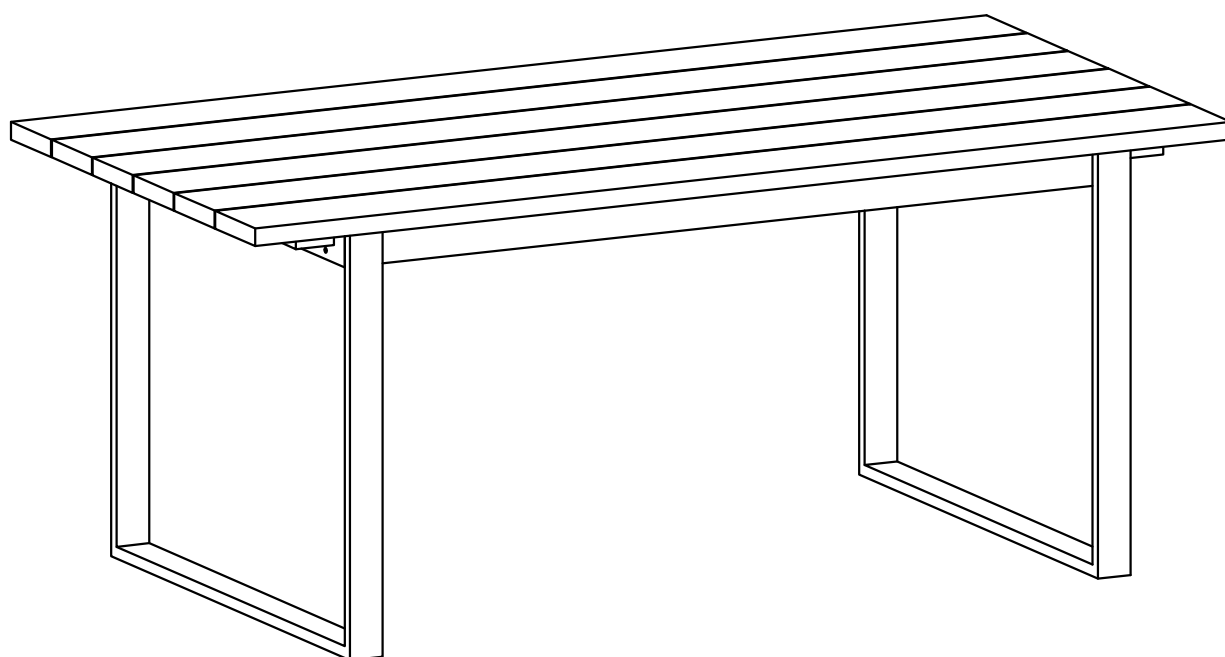
# SIMPLIHOME®

## Belize / Myra / Kelli

---

### Outdoor Dining Table

Model # AXCPTDT-BEL

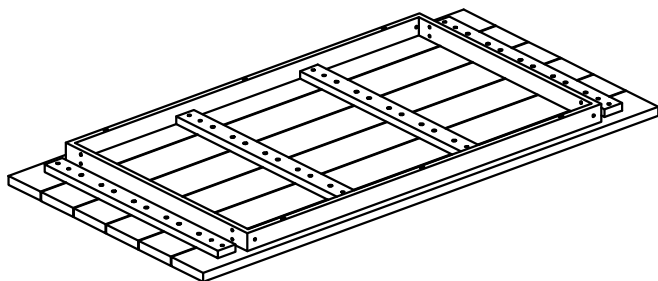


brooklyn + max™

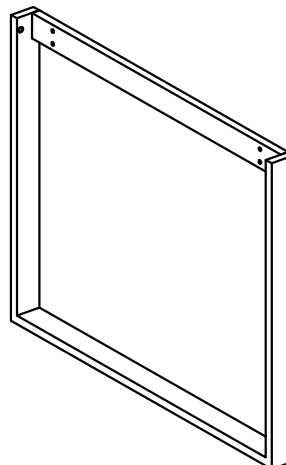
WyndenHall™  
HOME DECOR

## Part Description

A

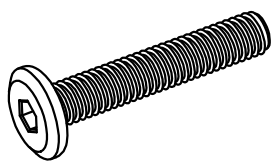
TABLE TOP  
QTY 1

B


LEG  
QTY 2

## Hardware Description

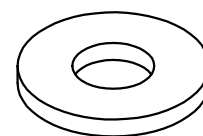
1

ALLEN KEY BOLT  
Ø8 X 40 mm  
QTY 4

2

ALLEN KEY BOLT  
Ø8 X 60 mm  
QTY 8

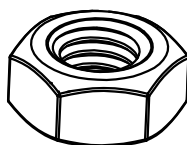
3

PLASTIC WASHER  
Ø16 / Ø8 X 2 mm  
QTY 20

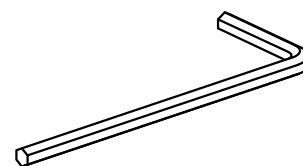
4

LOCK WASHER  
Ø15 / Ø8 X 2 mm  
QTY 12

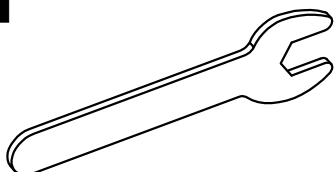
5

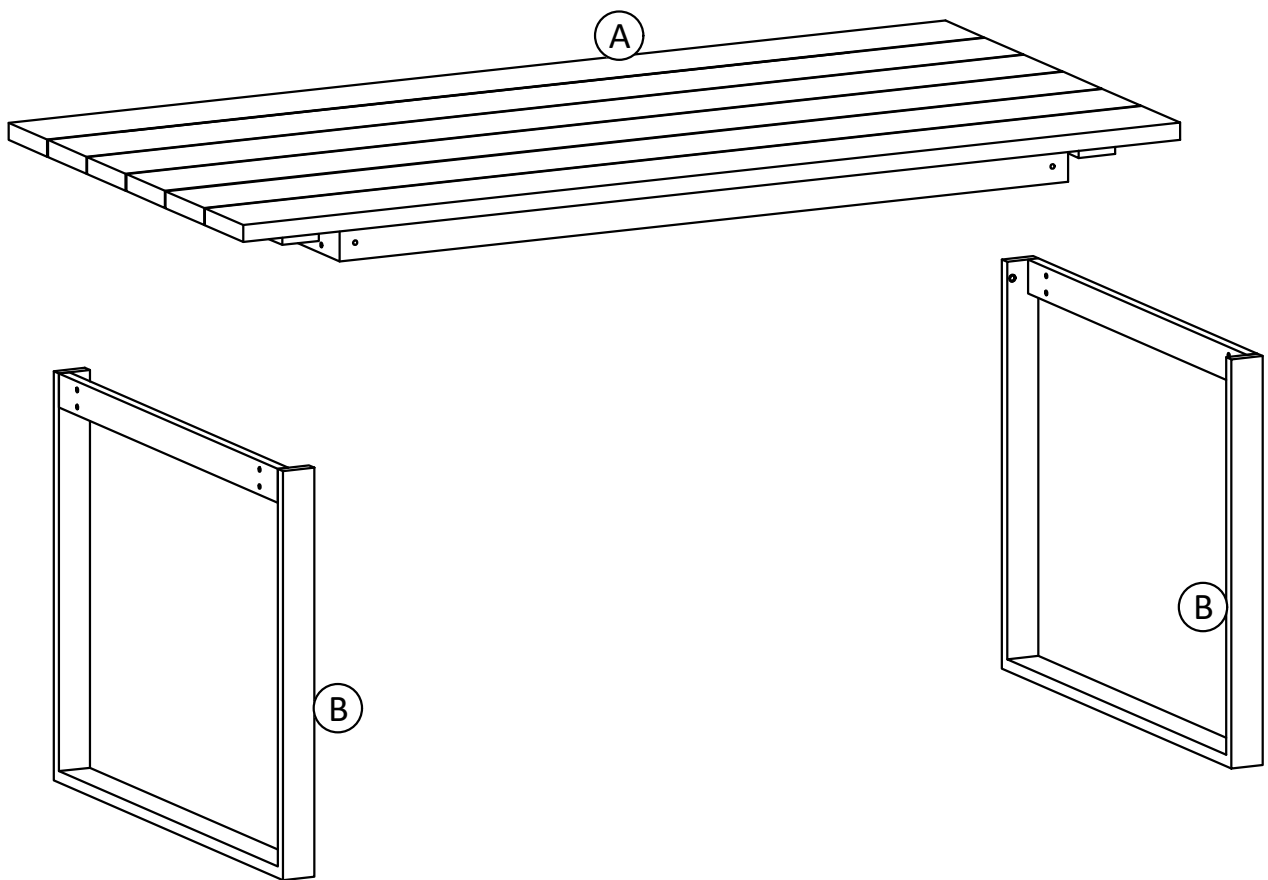
NUT  
Ø13 / Ø8 x 6 mm  
QTY 8

6

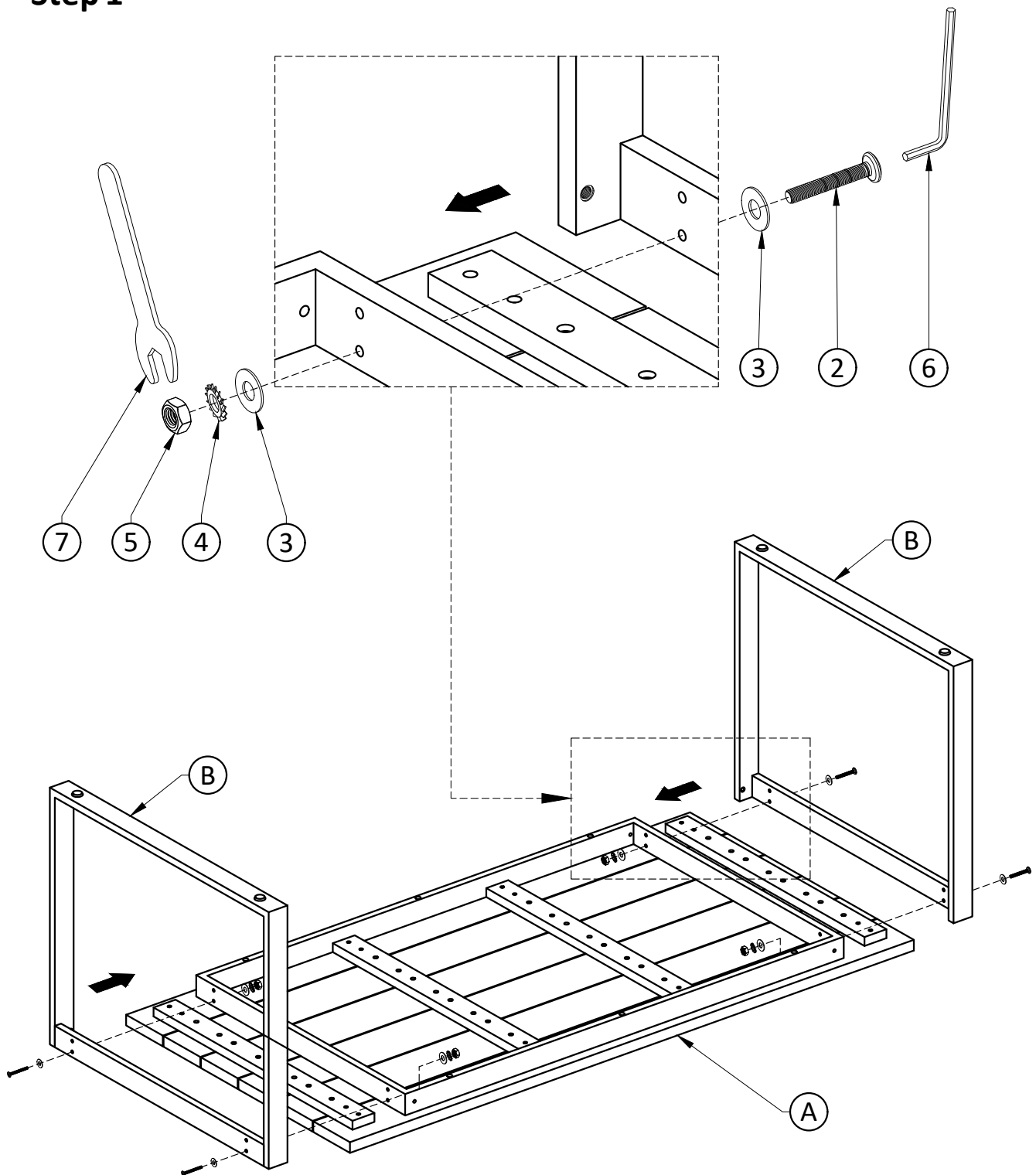
ALLEN KEY  
QTY 1

7

WRENCH  
WR13  
QTY 1

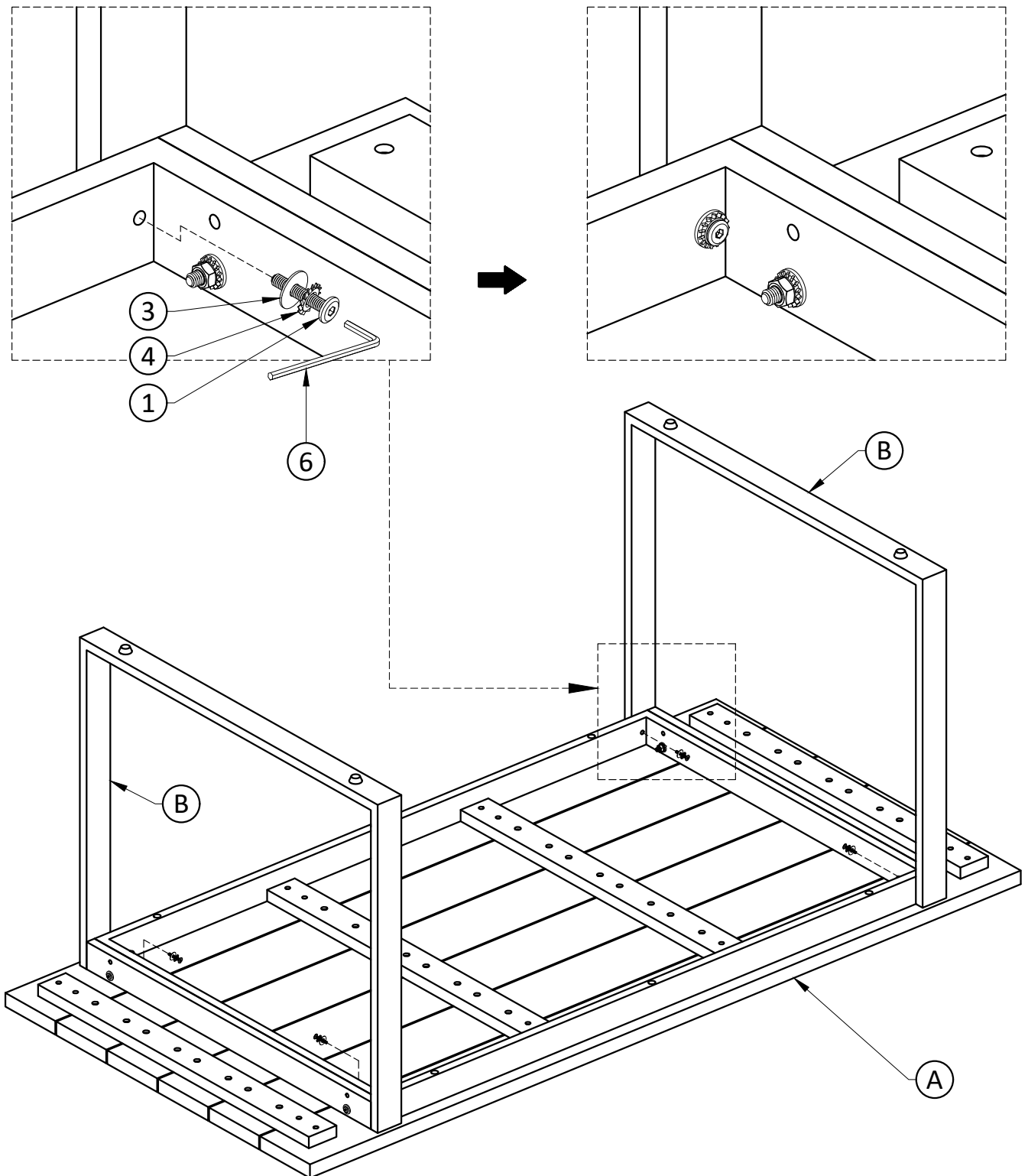


## Step 1



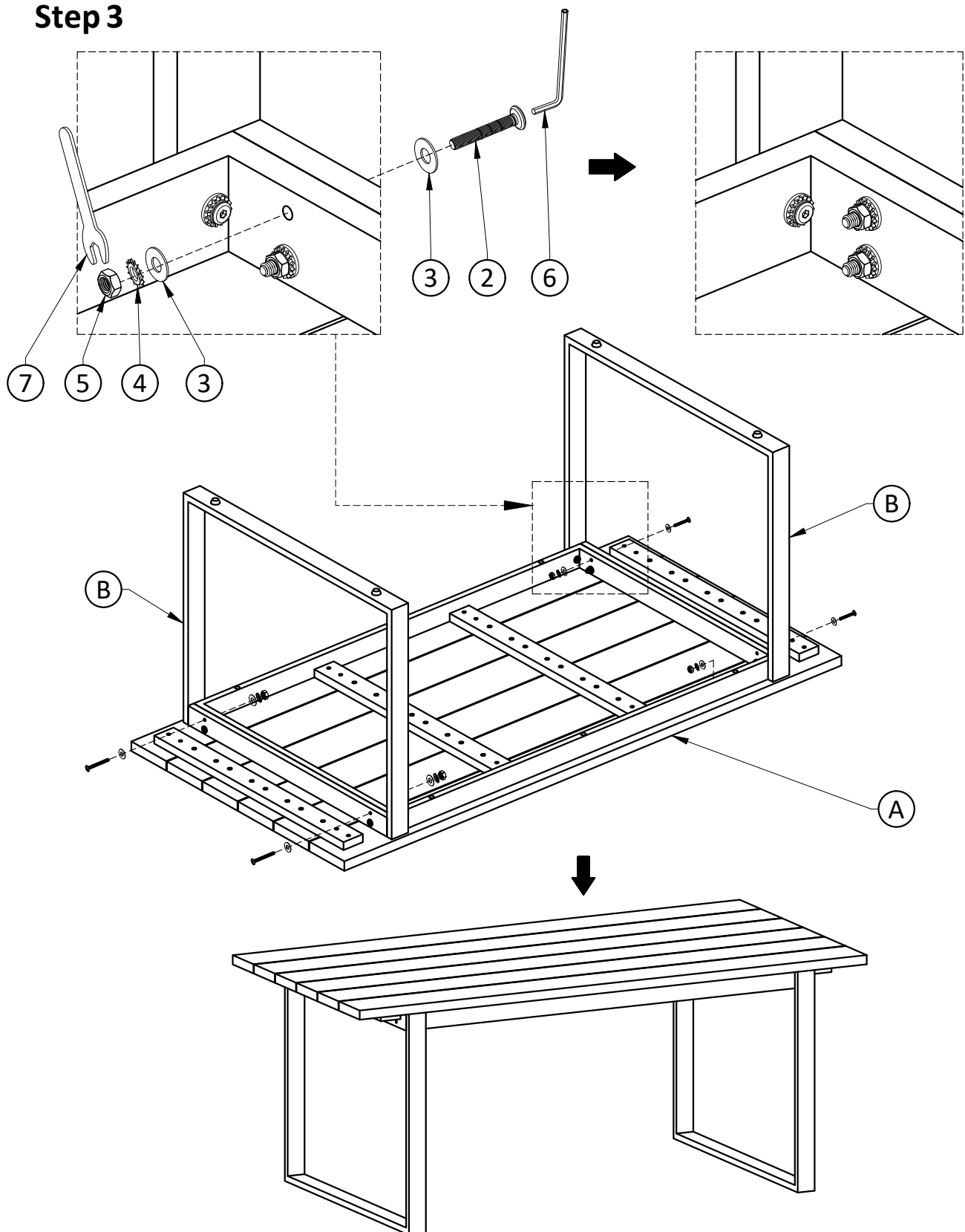
1. Use two Bolts (2), four Washers (3), two Lock Washers (4) and two Nuts (5) to secure each Leg (B) to Table Top (A).
2. Use Allen Key (6) to tighten Bolts and Wrench (7) to tighten Nuts.

## Step 2



1. Use two Bolts ①, two Washers ③ and two Lock Washers ④ to attach each Leg ② to Table Top ①.
2. Use Allen Key ⑥ to tighten Bolts.

## Step 3



1. Use two Bolts (2), four Washers (3), two Lock Washers (4) and two Nuts (5) to secure each Leg (B) to Table Top (A).
2. Use Allen Key (6) to tighten Bolts and Wrench (7) to tighten Nuts.