


INSTRUCTION MANUAL



Highland Tufted Velvet Upholstered Bench
SKU: ID702

! CARE & MAINTENANCE

- △ Clean the dust with a soft cloth
- △ Do not store in extremely wet environment.

HARDWARE

1

Screws



M6×20MM
12PCS

2

Allen Key

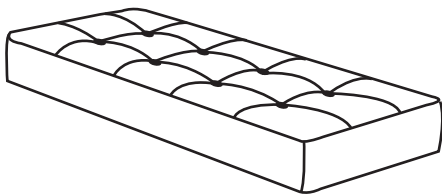


M6
1PC

PARTS

A

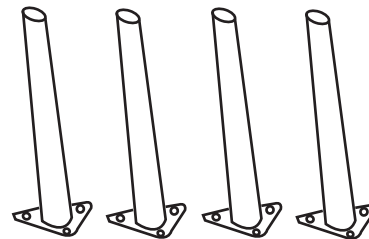
Seat



1PC

B

Legs

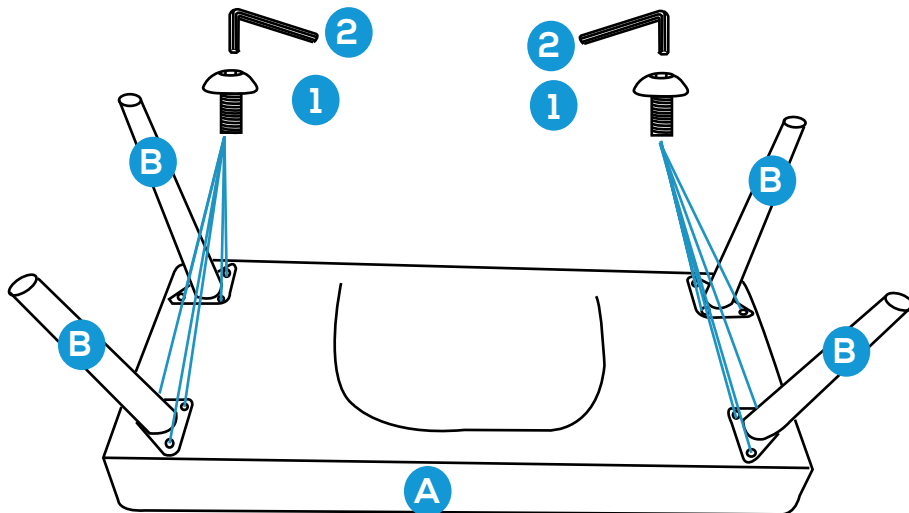


4PCS

PRODUCT ASSEMBLY

1

Open the zipper on back side of the seat and take out 4pcs legs & hardware. Insert 3pcs of Screw on each leg. First Hand-tighten screws, then tighten all by using Allen Key.



2

