

IMPORTANT SAFETY INSTRUCTIONS

RETAIN FOR FUTURE REFERENCE: READ CAREFULLY

When using electrical products, basic precautions should always be followed.

THIS SMART WI-FI PLUG IS A "GROUNDED" DEVICE.

DO NOT ATTACH A DEVICE THAT EXCEEDS THE UNIT RATINGS.

THIS PRODUCT IS NOT A VOLTAGE CONVERTER.

THE MALE PLUG CONTAINS A GROUND PIN AND IS ONLY INTENDED FOR USE WITH A THREE-PRONGED GROUNDED OUTLET.

CAUTION: TO REDUCE THE RISK OF FIRE OR ELECTRIC SHOCK, DO NOT USE THIS DEVICE WITH A RECEPTACLE IN WHICH THE SLOT OPENING DO NOT ALIGN WITH THE BLADES.


DO NOT CONNECT ANY APPLIANCE WHICH COULD CAUSE FIRE OR OTHER DAMAGE IF SWITCHED ON INADVERTENTLY (E.G. HEATERS, IRONS, POWER TOOLS). FOR INDOOR USE ONLY.
DO NOT USE THIS PRODUCT NEAR WATER FOR EXAMPLE NEAR A BATH TUB, SINK, IN A WET BASEMENT OR NEAR A SWIMMING POOL.

Indicator Light Color Key:

Blue = Device is switched ON

No Light = Device is switched OFF

Flashing Blue = Device is ready to connect



Power Button Manual Override:

Push this button if you do not have your smart device and need to turn the plug ON or OFF.

TROUBLESHOOTING TIPS

If you are having difficulty connecting:

- Make sure the Wi-Fi network is a 2.4 GHz network. Smart Wi-Fi Plug will not connect to a 5 GHz network.
- Test your Wi-Fi network with other devices such as your phone to make sure it is operating properly.
- The Wi-Fi connection may not have good coverage during set up. Try moving the Smart Wi-Fi Plug closer to your Wi-Fi router.
- Your Wi-Fi network password is case sensitive, make sure you are entering correctly.

Devices plugged into your Smart Wi-Fi Plug must be ON in order to be controlled via the mobile app.

Please also check the App User Guide for more information.

Radiation Exposure Statement

This device complies with FCC radiation exposure limits set forth for an uncontrolled environment. This device should be installed and operated with a minimum distance of 20cm between the radiator and your body.

This device complies with Part 15 of the FCC Rules.

Operation is subject to the following two conditions:

- (1) This device may not cause harmful interference, and
- (2) this device must accept any interference received, including interference that may cause undesired operation.

NOTE: This equipment has been tested and found to comply with the limits for a Class B digital device, pursuant to part 15 of the FCC Rules. These limits are designed to provide reasonable protection against harmful interference in a residential installation. This equipment generates, uses and can radiate radio frequency energy and, if not installed and used in accordance with the instructions, may cause harmful interference to radio communications. However, there is no guarantee that interference will not occur in a particular installation. If this equipment does cause harmful interference to radio or television reception, which can be determined by turning the equipment off and on, the user is encouraged to try to correct the interference by one or more of the following measures:

- Reorient or relocate the receiving antenna.
- Increase the separation between the equipment and receiver.
- Connect the equipment into an outlet on a circuit different from that to which the receiver is connected.
- Consult the dealer or an experienced radio/TV technician for help.

LIMITED WARRANTY

This product is warranted to be free from defects in workmanship and materials for up to 2 years from date of purchase. If the product fails within the warranty period, please visit feit.com/help for help. REPLACEMENT OR REFUND IS YOUR SOLE REMEDY. EXCEPT TO THE EXTENT PROHIBITED BY APPLICABLE LAW, ANY IMPLIED WARRANTIES ARE LIMITED IN DURATION TO THE DURATION OF THIS WARRANTY. LIABILITY FOR INCIDENTAL OR CONSEQUENTIAL DAMAGES IS HEREBY EXPRESSLY EXCLUDED. Some states and provinces do not allow the exclusion of incidental or consequential damages, so the above limitation or exclusion may not apply to you. This warranty gives you specific legal rights, and you may also have other rights which vary from state to state or province to province.

Feit Electric Co.
4901 Gregg Road
Pico Rivera, CA 90660
www.feit.com

ORDER NUMBER:

PLUG/WIFI/AC/2

ITM. / ART. 1720221



Smart Wi-Fi Plug


Quick Install Guide



Works with
Feit Electric app



Only supports
2.4GHz Wi-Fi
networks



ELECTRICAL RATINGS:

120VAC, 60Hz, 15A
15A, Max. Resistive: 1800W
8A, Max. Tungsten: 1000W

Supplier's Declaration of Conformity:

47 CFR § 2.1077 Compliance Information

Responsible Party:

Feit Electric Company
4901 Gregg Road,
Pico Rivera, CA 90660, USA
562-463-2852

Unique Identifier:

PLUG/WIFI/AC/2, ITM. / ART. 1720221

FEIT ELECTRIC COMPANY
Pico Rivera, CA, USA
www.feit.com


Getting Started:

1 Download the Feit Electric app on your smart device



2 Plug in your Smart Wi-Fi Plug

Plug the Smart Wi-Fi Plug into any indoor receptacle.



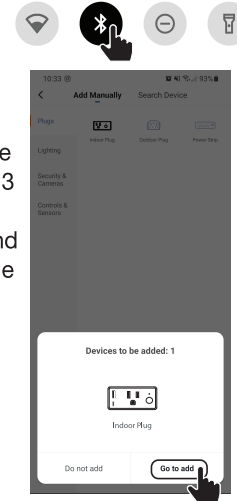
Indicator light must be blinking to pair to the Feit Electric App. To enable pairing mode, press and hold the power button for 5 seconds.

3 Turn on Bluetooth and open the Feit Electric app to complete the set up.

Tap **Add Device** or the + sign. The device name(s) will pop up on the Feit app. Tap on **Go to add**, then select the device to add.

You will be prompted to enter your Wi-Fi network name and password.

Only one device can be added at a time using Simple Pairing Mode. Repeat Step 3 to add additional devices. Alternative set up options and help instructions are available in the Feit Electric app.



Be sure to connect to a 2.4 GHz Wi-Fi network that covers your installation location.

4 (Optional) Connect to Google Assistant or Alexa using the in App guide

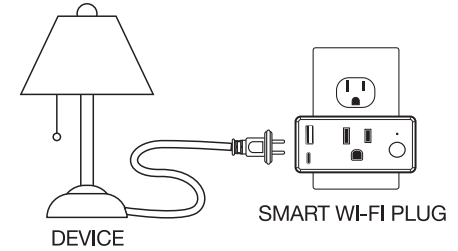


Tap Pen icon

Choose Alexa or Google Assistant

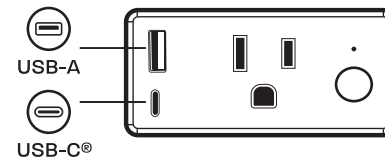
5 Plug your device into the Smart Plug

Ensure your device is switched to the ON position and plug it into the Smart Wi-Fi Plug.



Manual On/Off - Control AC Outlet with the push of the button.

6 Fast Charging USB Ports



Output
 USB-C: 5V=3A, 9V=2.22A, 12V=1.67A; 20W Max.
 USB-A: 5V=3A, 9V=2.22A, 12V=1.67A; 20W Max.
 USB-A+USB-C: 5V=3A; 15W Max.

- USB-C port charges up to 20W with USB-Power Delivery enabled devices.
- USB A-Port charges up to 20W with Qualcomm® Quick Charge™ 3.0 enabled devices.
- Shared 15W when both USB ports are charging simultaneously.

These ports are always on.

Need Help?

Thank you for your purchase Questions, comments or feedback?

We'd love to hear from you.

Visit feit.com/help for support or connect with us:



@FeitElectric

@FeitElectricInc

feitelectriclighting

USB Type-C® and USB-C® are registered trademarks of USB Implementers Forum. Qualcomm® Quick Charge™ is a product of Qualcomm Technologies, Inc. Qualcomm® is a trademark of Qualcomm Incorporated registered in the United States and other countries. Quick Charge™ is a trademark of Qualcomm Incorporated.

