

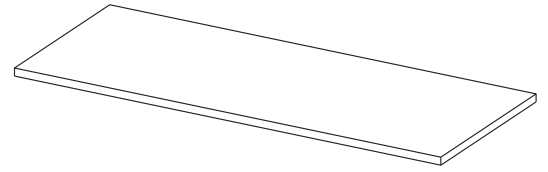
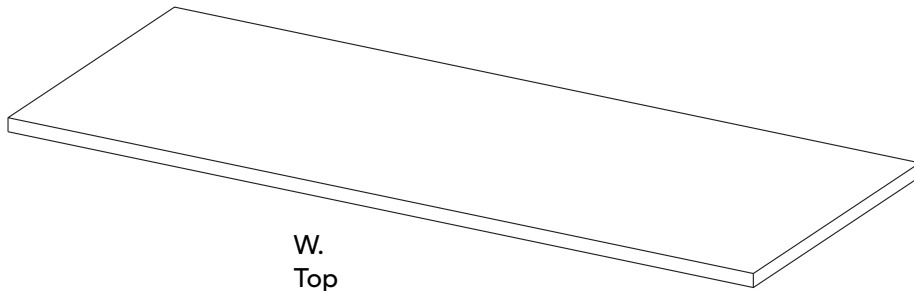
Solid Wood Top

IMPORTANT

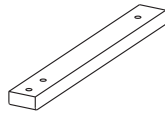
Carefully remove all the parts from the carton and place them individually on a soft cloth to prevent scratches or other damage.

Carefully and strictly follow these assembly instructions to ensure a completed product as designed.

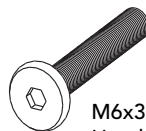
Do not use power tools above 8 volts to assemble.

**Part List**

W.
Top
1 pc.



V.
Support
2 pcs.

Hardware List

M6x30
Head Cap Bolt (middle)
6 pcs. (+1 extra)

For assembly see instructions in Cart carton.