

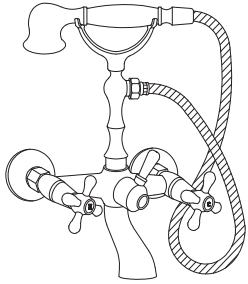
# ANZZI™

FR-AZ108CH  
FR-AZ108BN  
FR-AZ108ORB

**TWO HOLES BATHROOM BATHTUB FAUCET**  
**SOLID BRASS**  
**CERAMIC CARTRIDGE**  
**FLOW RATE:2.0GPM**  
**LIMITED LIFETIME WARRANTY:**

**HAVE QUESTIONS?**

Call us at 1-844-44-ANZZI or visit [www.ANZZI.com](http://www.ANZZI.com)

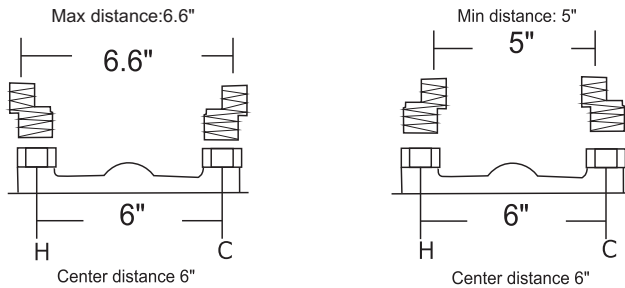


### PREPARATION

**MAKE SURE TO SHUT OFF THE WATER FLOW FROM YOUR HOT AND COLD SUPPLY LINES.**

**MAKE SURE YOUR MOUNTING HOLE IS CUT TO SIZE.**

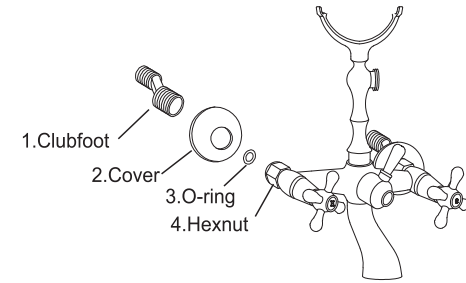
The center of two holes Max distance is 6.6", Min distance is the 5"



**ITEMS YOU MAY NEED.**

NEED HELP? Give us a call at 1-844-44-ANZZI or visit us online at [www.ANZZI.com](http://www.ANZZI.com).

### STEP 1

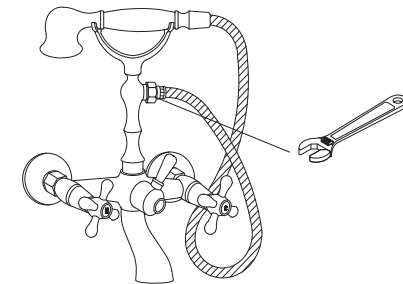


### Body installation

Note: Eliminate inner dregs before installation.  
Protect faucet surface with a soft cloth when installing.

1. Wrap one side of 2 clubfeet(1) with sealing tape, screw clubfeet(1) into the hole in a wrench.
2. Run the cover (2)through clubfeet(1).
3. Insert O-ring (3)into hexnut(4), then rotate clubfeet(1) to the right position to hexnuts(4).
4. Wrap another side of 2 clubfeet(1) with sealing tape, tighten hexnuts(4) by wrench.

### STEP 2



### Hand spray installation

1. Connect the hose of hand spray by tool, shown as the pic: