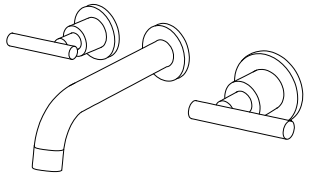


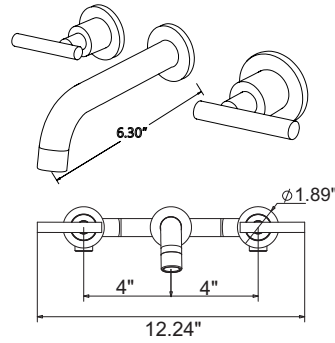
ANZZI™



L-AZ125BN
L-AZ125ORB

THREE HOLES BATHROOM VESSEL FAUCET
SOLID BRASS
CERAMIC CARTRIDGE
FLOW RATE: 1.2GPM
LIMITED LIFETIME WARRANTY:

HAVE QUESTIONS?
Call us at 1-844-44-ANZZI or visit www.ANZZI.com



PREPARATION

MAKE SURE TO SHUT OFF THE WATER FLOW FROM YOUR HOT AND COLD SUPPLY LINES.

MAKE SURE YOUR MOUNTING HOLE IS CUT TO SIZE.

The center of each hole should be 4".

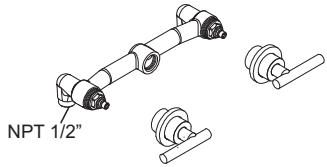


ITEMS YOU MAY NEED.

NEED HELP? Give us a call at 1-844-44-ANZZI or visit us online at www.ANZZI.com.

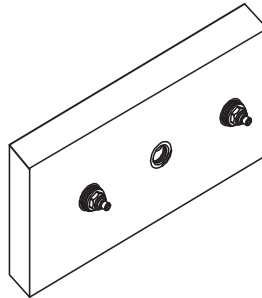


STEP 1



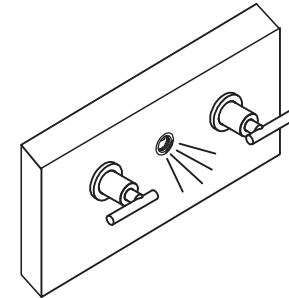
1. Turn the hot and cold handle off.

STEP 2



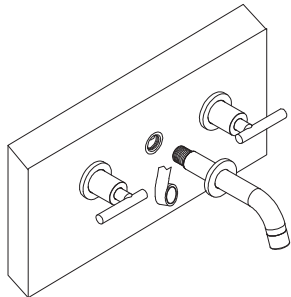
2. Put faucet body into the wall.
The water inlet is downward which is connected with water pipes.

STEP 3



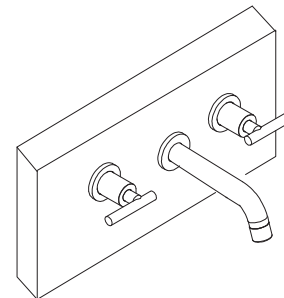
3. Install the cold and hot handle.
Make sure water come out without leaking.

STEP 4



4. Install spout to faucet body, sealed well sealing tape.
Finally make sure nozzle is vertical downward.

STEP 5



5. Installation complete.