


Lumination® LED Luminaires

LED Recessed Luminaire
LPL24 Value Series – Panel Light Gen C



CUSTOMER NAME _____

Project Name _____

Date _____ Type _____

Catalog Number _____

The third generation Lumination® LPL Series is a value product for commercial ceilings providing uniformity, efficiency and reduced glare for T-grid ceiling applications. The LPL offers a lumen maintenance greater than L70 at 50,000 hours of operation, allowing for lower maintenance costs. Ideal for any general indoor lighting applications, in both new construction and retrofit options where luminaire's are being replaced. End users can see the difference and enjoy the fresh new look of an LED luminaire.

CONSTRUCTION

Housing: Durable, long lasting steel construction.
Aluminum extruded frame

Lens: Precision formed optical assembly

Paint: Post painted powder coat finish

Weight: <16 pounds

OPTICAL SYSTEM

Lumens: 3180/4190/4830 lumens (Field Switchable)

Wattage: 27.0/37.0/43.8 (Field Switchable)

Efficacy: Up to 118 LPW

CCT: 3500K, 4000K (Field Switchable)

CRI: 80+, R9 >0

ELECTRICAL

Input Voltage: 120-277V

Input Frequency: 50/60Hz

Standard Dimming Control: 0-10V Dimming

Power Factor (PF)*: > 0.9%

Total Harmonic Distortion (THD)*: <20%

* PF and THD may vary with options

CONTROLS

Dimming: Standard - 0-10V, Dimming

Sensors: Daintree Compatible w/ Controls Kit
(see Ordering for additional info)

LUMEN AMBIENT TEMPERATURE

TYPE	TEMPERATURE RATE
OPERATING TEMPERATURE	0°C TO +40° C
STORAGE TEMPERATURE	-40°C TO +70°C

LUMEN MAINTENANCE

L70 @ Hours 50,000 HR
L70

MOUNTING

- **Typical Mounting:** Fits standard T-Bar grid (drop ceilings)
- **Wiring Access:** ½" trade-size KOs
- **T-grid Clips:** T-grid clips attached, with holes for seismic wires
- **Surface Mounting:** Surface mount kit available

DESIGN LIFE & WARRANTY

- Damp Location rated
- Type IC rated
- UL/cUL Listed
- RoHS compliant
- ANSI C82.77 Compliant
- Current's Limited 5-year Warranty:
Please refer to document **IND599** for more information.

Lumination® LED Luminaires

LED Recessed Luminaire
LPL24 Value Series – Panel Light Gen C

Catalog Logic

CUSTOMER NAME

Project Name _____

Date _____ Type _____

Catalog Number _____

Ordering Information¹ (Important: Please see note 1 below) :

LPL 24 C 0 4X MM 8XX VQ LT WHITE

FAMILY	FIXTURE TYPE	GENERATION	VOLTAGE	NOMINAL LUMENS	DISTRIBUTION	CRI/CCT	CONTROLS ²	MOUNTING	FINISH	OPTIONS
LPL = Lumination® Panel Light	24 = 2' x 4'	C = 3 rd Generation	0 = 120-277V	4X = Nominal Lumen Level (middle is default)	MM = Med. Lambertain	8=80 CRI 3500/4000K Switchable (4000K is default)	VQ= 0-10V Dimming	LT= T-Grid	WHITE= White	All options are sold separately as accessories, please see below

ORDERING NOTES:

1. ALL LPL UNITS ARE PRICED AS SINGLE UNITS AND MUST BE ORDERED AS SINGLE UNITS IN EVEN QUANTITIES AS THIS PRODUCT IS PACKED TWO PER BOX. IT SHOULD BE NOTED IN RECEIVING DOCUMENTS THAT ONE BOX HAS TWO UNITS AND SHOULD BE RECEIVED AS TWO UNITS.
2. See accessories for wireless and sensor options
3. All options are accessories that are quickly and easily attached and/or wired to the luminaire in the field by the installer.
4. Fixture is field configurable for three different lumen/wattage levels with a switch. Switch default is the middle level.

ACCESSORIES	DESCRIPTION CODE	PRODUCT CODE
Drywall Mount Kit 2x4	GESK11	69523
2x4 Surface Mount Kit for Backlit T-Grid	B24 SMK	212463
347V kit	LFAMBADVQFA	93071580
EMBB kit	LFAMBAOVQFAEL	93071576
Wireless Enabled, Daintree Compatible kit (most commonly used option for Daintree)	LCAMBAOTQFA	93071586
Wireless Enabled, Daintree Compatible with Daintree WFA 100 kit (allows for field connectivity to remote sensor)	LCAMBAOTSFA	93071585
Wireless Enabled, Daintree Compatible + EMBB kit	LCAMBAOTQFAEL	93071579
Wireless Enabled, Daintree Compatible with Daintree WFA 100 + EMBB kit	LCAMBAOTSFAEL	93071578
Wireless Enabled, Daintree Compatible with Daintree WFA 100 + Emergency Bypass kit (Dual Shunt Relay to be used with building generator backup systems to override dimming - Contact manufacturer prior to ordering to confirm application)	LCAMBAOTSFA2	93071582

EXAMPLE CONFIGURATIONS	LUMINAIRE LUMENS (SWITCHABLE ³)	LUMINAIRE TOTAL SYSTEM WATTS	LUMINAIRE CCT (SWITCHABLE ³)	LPW	QuickShip ONE WEEK 1-100 UNITS
LPL24C04XMM8XXVQLTWHITE	3180/4190/4830	27/37/43.8	3500/4000K	118/113/110	YES

Lumination® LED Luminaires

LED Recessed Luminaire
LPL24 Value Series – Panel Light Gen C

Dimensions & Accessories


CUSTOMER NAME

Project Name _____

Date _____ Type _____

Catalog Number _____

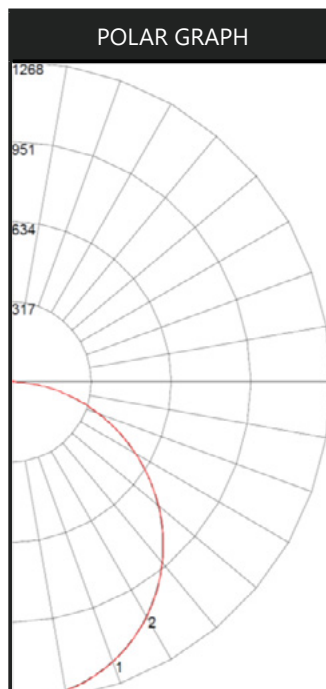
PRODUCT DIMENSIONS



ACCESSORIES AND OPTIONS

Optional Emergency Battery:

Provides 90-minutes of Emergency lighting



ZONAL LUMEN SUMMARY	
Zone	Lumens
0-10	119.70
10-20	342.94
20-30	520.12
30-40	627.96
40-50	653.32
50-60	594.68
60-70	464.18
70-80	283.29
80-90	84.93
90-100	0.08
100-110	0.54
110-120	1.31
120-130	1.62
130-140	1.83
140-150	1.76
150-160	1.18
160-170	0.53
170-180	0.04

Lumination® LED Luminaires

LED Recessed Luminaire
LPL24 Value Series – Panel Light Gen C

Controls and Sensors

CUSTOMER NAME

Project Name _____

Date _____ Type _____

Catalog Number _____

DAINTREE CONTROLS

Daintree® Wireless Controls:

There is no one size fits all for wireless controls. Some networks want simple solutions that reduce energy consumption and meet code compliance while others are more ambitious, looking to capitalize on the LED and controls savings to fund a scalable, enterprise-grade, internet of things solution. The advantage of the Daintree® Wireless platform is its ability to integrate into indoor, outdoor and high bay environments. The Daintree® Wireless Controls provide the infrastructure to future proof your buildings, easily upgrade to Networked solutions and provide the ability to integrate into IoT solutions that are right for your business.

- **Daintree® One:** Standalone Wireless Controls
- **Daintree® EZ Connect:** Room-Based Wireless Lighting Controls
- **Daintree® Networked:** Networked Lighting Controls for Smart Building & IoT Enablement

Daintree® Wireless Controls are already integrated in your favorite Current LED fixtures. Integrating the controls into the fixture cuts labor costs considerably since the sensors are already embedded in the lighting fixtures. There's no need to get above the ceiling plenum and install additional devices. Visit our website <https://products.gecurrent.com> for a complete list of LED Fixtures.



ProLine®

Every contractor deserves a
Fast, Reliable, and Trusted Lighting Partner



For Product or Technical Questions:

Email: lightingproinfo@gecurrent.com

Phone: +1 888 694 3533, option 2

GE current
a Daintree company

www.gecurrent.com

© 2021 Current Lighting Solutions, LLC. All rights reserved. GE and the GE monogram are trademarks of the General Electric Company and are used under license. Information provided is subject to change without notice. All values are design or typical values when measured under laboratory conditions.
IND587 (Rev 12/14/21)