

# Evolve<sup>®</sup> LED Roadway Lighting

## Security Light (E2SC)



Project Name \_\_\_\_\_

Date \_\_\_\_\_ Type \_\_\_\_\_

Notes \_\_\_\_\_

The **Evolve<sup>®</sup>** LED Security Light provides energy efficiency in a rugged, easy to install, light weight fixture. Current's advanced optical design offers Type III/IV<sup>1</sup> and Type V photometry with the versatility of a field installable refractor option to meet your lighting requirements.

### CONSTRUCTION

<b>Housing:</b>	Aluminum die cast enclosure
<b>Lens:</b>	Impact resistant tempered glass ( <i>non refractor version</i> )
<b>Weight:</b>	8.5 lbs (3.8 kgs) without mounting bracket

### OPTICAL SYSTEM

<b>Lumens:</b>	3,730 - 6,270 lm
<b>Distribution:</b>	Type III/IV and Type V
<b>Efficacy:</b>	100-128 LPW
<b>CCT:</b>	2700K, 3000K, 4000K, 5000K
<b>CRI:</b>	≥70

### ELECTRICAL

<b>Input Voltage:</b>	120-277V (no 347-480V)
<b>Input Frequency:</b>	50/60Hz
<b>Power Factor:</b>	≥ 90 at rated watts
<b>Total Harmonic Distortion:</b>	≤ 20% at rated watts

### SURGE PROTECTION\*

Standard	Optional
10kV/5kA	Secondary 10kV/5kA (R Option) or Secondary 20kV/10kA (T Option)

\*Per ANSI C136.2-2018

### WARRANTY

5 Year (Standard)

### LUMEN MAINTENANCE

Projected Lxx per IES TM-21 at 25°C

LXX(10K) @ Hours				
Lumen Codes	Lumen Codes	25,000 HR	50,000 HR	60,000 HR
04	C4	L95	L93	L92
05	C4	L93	L88	L86
06	C4	L83	L70	L65
04	V4	L95	L92	L90
05	V4	L94	L90	L89
06	V4	L91	L85	L83

Note: Projected Lxx based on LM80 (≥ 10,000 hour testing). Accepted industry tolerances apply to initial luminous flux and lumen maintenance measurements.

### AMBIENT TEMPERATURE FACTOR

Ambient Temp (°C)	Initial Flux Factor	Ambient Temp (°C)	Initial Flux Factor
10	1.02	30	0.99
20	1.01	40	0.98
25	1.00		

### RATINGS

<b>Operating Temperature:</b>	-40°C to 40°C
<b>Vibration:</b>	3G per ANSI C136.31-2010
<b>LM-79:</b>	Testing in accordance with IESStandards

### CONTROLS

<b>Dimming:</b>	Standard - 0-10V
<b>Sensors:</b>	Photo Electric Sensors (PE) available LightGrid and Daintree Compatible

# Evolve® LED Roadway Lighting

## Security Light (E2SC)

### Catalog Logic and Spec Tables

Project Name \_\_\_\_\_

Date \_\_\_\_\_ Type \_\_\_\_\_

Notes \_\_\_\_\_

## E2SC 0

PROD. ID	VOLTAGE	LUMENS	DISTRIBUTION	REFRACTOR	CCT	CONTROLS	MOUNTING	POWER LEADS	OPTIONS
E = Evolve	0 = 120-277	04	C4 = Type III/IV <sup>1</sup>	N = None (zero uplight)	27 = 2700K	A = ANS 36.41 7-Pin Receptacle	N = None	N = None	C1 = Captive Door
2SC = Security Light		05	V4 = Type V	R = Factory Installed Refractor	30 = 3000K	D = No Receptacle, with external dimming 18/2 3 ft cable	L = Long 24 in. bracket <sup>2</sup>	3 = 3 ft # 14 Leads	L = Tool-Less Entry
		06			40 = 4000K	E = PE Receptacle with non-Dimming PE in Box		5 = 5 ft # 14 Leads	R = Enhanced Surge Protection (10Kv/5Ka)
					50 = 5000K			8 = 8 ft # 14 Leads	T = Enhanced Surge Protection 20Kv/10Ka)
									XXX = Special Options

<sup>1</sup> See ISO Plot page for the typical C4 distribution - this optic is designed to address a Roadway Photometric Application and is a Type III without the refractor, and Type IV with a refractor.

<sup>2</sup> For Mounting on Wood Pole

LUMEN OUTPUT	DISTRIBUTION	REFRACTOR	LUMENS			WATTAGE	BUG RATINGS		
			5000K/ 4000K	3000K	2700K		120-277V	5000K/ 4000K	3000K
04	C4	N	4000	3920	3810	32	B1-U0-G2	B1-U0-G2	B1-U0-G2
	V4	N	4030	3940	3840		B2-U0-G0	B2-U0-G0	B2-U0-G0
	C4	R	3920	3840	3730		B1-U3-G2	B1-U2-G2	B1-U2-G2
	V4	R	4090	4000	3900		B2-U2-G1	B2-U2-G1	B2-U2-G1
05	C4	N	5000	4900	4760	43	B1-U0-G2	B1-U0-G2	B1-U0-G2
	V4	N	5200	5090	4950		B2-U0-G1	B2-U0-G1	B2-U0-G1
	C4	R	4900	4800	4660		B1-U3-G3	B1-U3-G3	B1-U3-G2
	V4	R	5280	5170	5020		B2-U2-G1	B2-U2-G1	B2-U2-G1
06	C4	N	5885	5770	5610	55	B1-U0-G2	B1-U0-G2	B1-U0-G2
	V4	N	6180	6060	5890		B2-U0-G1	B2-U0-G1	B2-U0-G1
	C4	R	5760	5650	5490		B1-U3-G3	B1-U3-G3	B1-U3-G3
	V4	R	6270	6150	5980		B2-U3-G1	B2-U3-G1	B2-U3-G1

For additional information on E2SC IES files, please click one of the following links:

[E2SC IES Files](#)

# Evolve® LED Roadway

## Lighting

### Security Light (E2SC)

#### Photometric Plots

Project Name \_\_\_\_\_

Date \_\_\_\_\_ Type \_\_\_\_\_

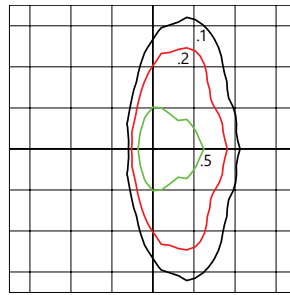
Notes \_\_\_\_\_

#### E2SC

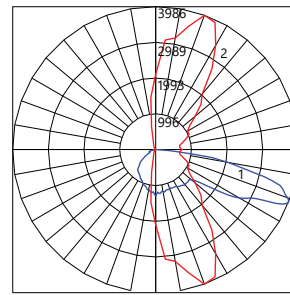
Type III - No Refractor  
(05C4N40)

5,000 Lumens  
4000K

E2SC\_05C4N40\_\_IES



- Mounting Height at 30'
- Initial Footcandle Values at Grade



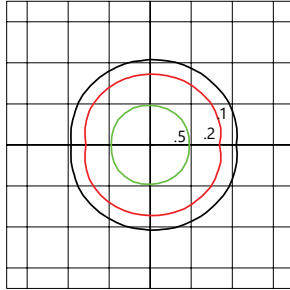
- Vertical plane through horizontal angle of Max. Cd at 70°
- Horizontal cone through vertical angle of Max. Cd at 68°

#### E2SC

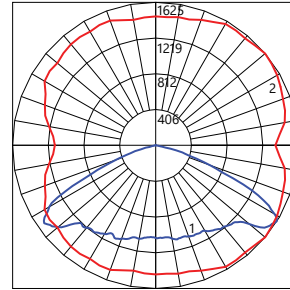
Type V - No Refractor  
(05V4N40)

5,200 Lumens  
4000K

E2SC\_05V4N40\_\_IES



- Mounting Height at 30'
- Initial Footcandle Values at Grade



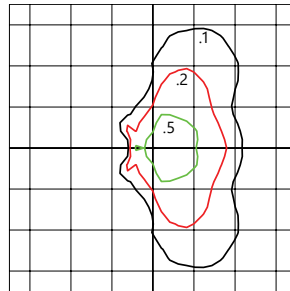
- Vertical plane through horizontal angle of Max. Cd at 58°
- Horizontal cone through vertical angle of Max. Cd at 40°

#### E2SC

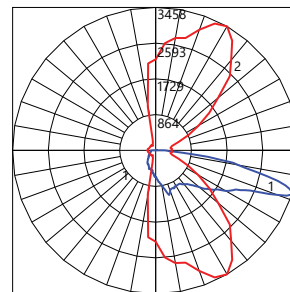
Type IV - W/Refractor  
(05C4R40)

4,900 Lumens  
4000K

E2SC\_05C4R40\_\_IES



- Mounting Height at 30'
- Initial Footcandle Values at Grade



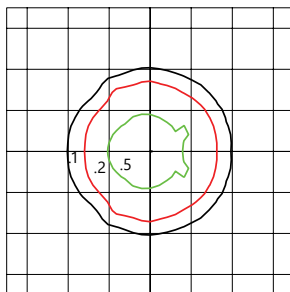
- Vertical plane through horizontal angle of Max. Cd at 73°
- Horizontal cone through vertical angle of Max. Cd at 60°

#### E2SC

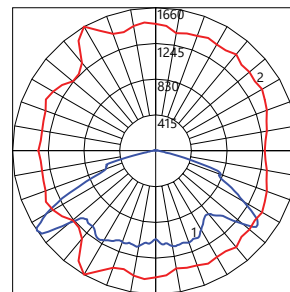
Type V - W/Refractor  
(05V4R40)

5,280 Lumens  
4000K

E2SC\_05V4R40\_\_IES



- Mounting Height at 30'
- Initial Footcandle Values at Grade



- Vertical plane through horizontal angle of Max. Cd at 56°
- Horizontal cone through vertical angle of Max. Cd at 120°

# Evolve<sup>®</sup> LED Roadway Lighting

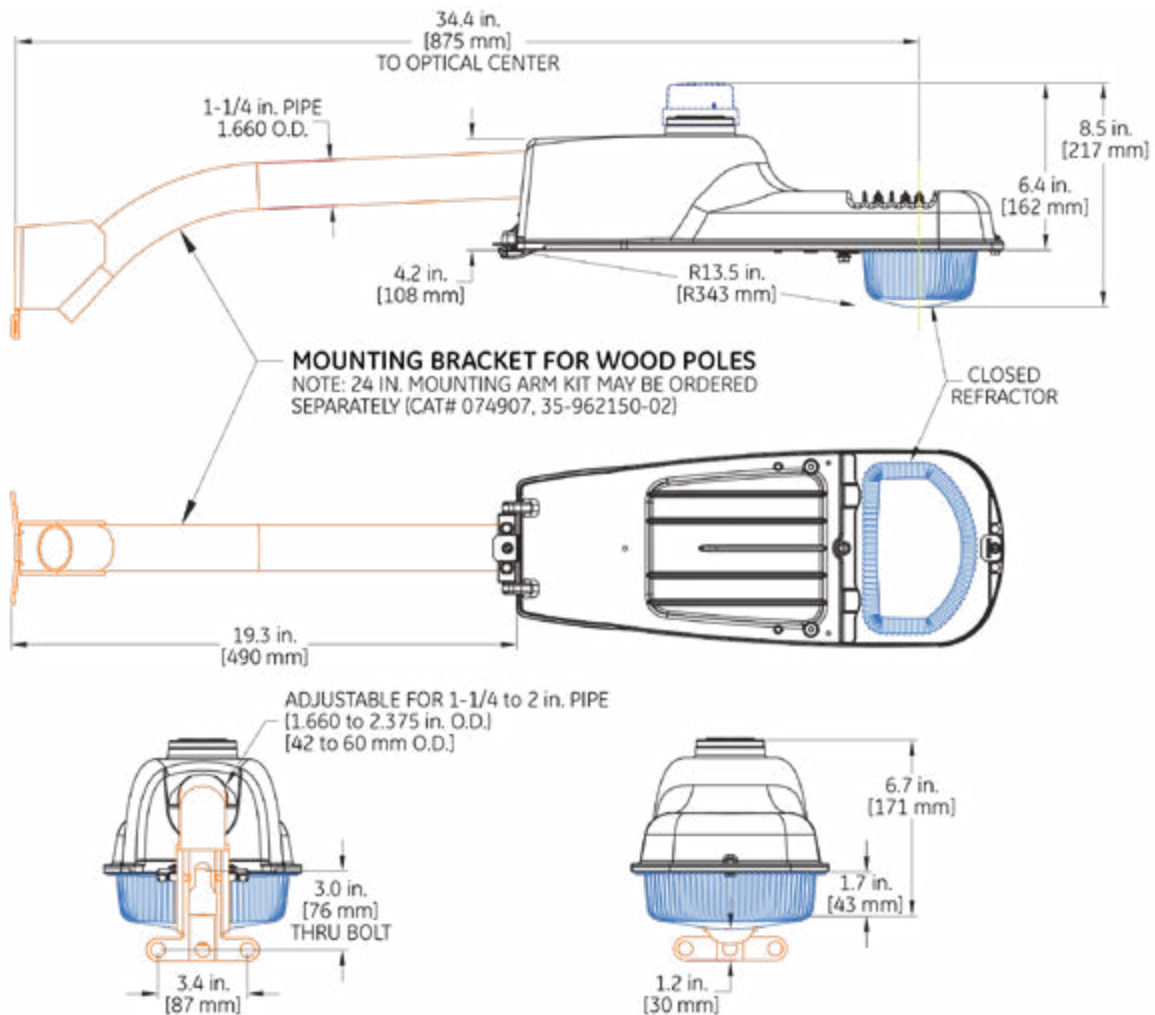
## Security Light (E2SC)

### Mounting & Accessories

Project Name \_\_\_\_\_

Date \_\_\_\_\_ Type \_\_\_\_\_

Notes \_\_\_\_\_



### MOUNTING

- Suggested Mounting Height: 12-28 ft. (4-8 M)
- Adjustable for 1.25 to 2 in. nominal mounting pipe
- Integral diecast mounting pipe stop
- Slipfitter with +/- 5 degrees of leveling adjustment

### EFFECTIVE PROJECTED AREA

- 0.38 sq ft.

### WEIGHT

- Approximate net weight: 8.5 lbs (3.8 kgs) without mounting bracket.
- With 24 in. (610 mm) Mounting Bracket: 16 lbs (7.3 kgs)

### ACCESSORIES

SAP Number	Part Number	Description
74907	35-962150-02	24 in. Mounting Arm Kit for Wood Poles

### NETWORKED LIGHTING CONTROL



Current's **LightGrid™** Outdoor Lighting Control System is designed for Street and Roadway Applications. It enables remote monitoring, control, and asset management of a single fixture or a group of fixtures through a web enabled Central Management System.