


# Lumination® LED Luminaires

LED Recessed Luminaire  
LPL22 Value Series – Panel Light Gen C



CUSTOMER NAME \_\_\_\_\_

Project Name \_\_\_\_\_

Date \_\_\_\_\_ Type \_\_\_\_\_

Catalog Number \_\_\_\_\_

The third generation Lumination® LPL Series is a value product for commercial ceilings providing uniformity, efficiency and reduced glare for T-grid ceiling applications. The LPL offers a lumen maintenance greater than L70 at 50,000 hours of operation, allowing for lower maintenance costs. Ideal for any general indoor lighting applications, in both new construction and retrofit options where luminaire's are being replaced. End users can see the difference and enjoy the fresh new look of an LED luminaire.

## CONSTRUCTION

**Housing:** Durable, long lasting steel construction.  
Aluminum extruded frame

**Lens:** Precision formed optical assembly

**Paint:** Post painted powder coat finish

**Weight:** <10 pounds

## OPTICAL SYSTEM

**Lumens:** 2360/3670/4290 lumens (Field Switchable)

**Wattage:** 19/32/38.8 (Field Switchable)

**Efficacy:** Up to 124 LPW

**CCT:** 3500K, 4000K (Field Switchable)

**CRI:** 80+, R9 >0

## ELECTRICAL

**Input Voltage:** 120-277V

**Input Frequency:** 50/60Hz

**Standard Dimming Control:** 0-10V, Dimming

**Power Factor (PF)\*:** > 0.9%

**Total Harmonic Distortion (THD)\*:** <20%

\* PF and THD may vary with options

## CONTROLS

**Dimming:** Standard - 0-10V, Dimming

**Sensors:** Daintree Compatible w/ Controls Kit  
(see Ordering for additional info)

## LUMEN AMBIENT TEMPERATURE

TYPE	TEMPERATURE RATE
OPERATING TEMPERATURE	0°C TO +40° C
STORAGE TEMPERATURE	-40°C TO +70°C

## LUMEN MAINTENANCE

L70 @ Hours 50,000 HR
L70

## MOUNTING

- **Typical Mounting:** Fits standard T-Bar grid (drop ceilings)
- **Wiring Access:** 1/2" trade-size KOs
- **T-grid Clips:** T-grid clips attached, with holes for seismic wires
- **Surface Mounting:** Surface mount kit available

## DESIGN LIFE & WARRANTY

- Damp Location rated
- Type IC rated
- UL/cUL Listed
- RoHS compliant
- ANSI C82.77 Compliant
- Current's Limited 5-year Warranty:  
Please refer to document **IND599** for more information.

# Lumination® LED Luminaires

LED Recessed Luminaire  
LPL22 Value Series – Panel Light Gen C

**Catalog Logic**

## CUSTOMER NAME

Project Name \_\_\_\_\_

Date \_\_\_\_\_ Type \_\_\_\_\_

Catalog Number \_\_\_\_\_

Ordering Information<sup>1</sup> (Important: Please see note 1 below) :

**LPL**    **22**    **C**    **0**    **3X**    **MM**    **8XX**    **VQ**    **LT**    **WHITE**  
 \_ \_ \_    \_ \_    \_    \_    \_ \_    \_ \_    \_ \_ \_    \_ \_    \_ \_    \_ \_ \_ \_

FAMILY	FIXTURE TYPE	GENERATION	VOLTAGE	NOMINAL LUMENS	DISTRIBUTION	CRI/CCT	CONTROLS <sup>2</sup>	MOUNTING	FINISH	OPTIONS
LPL = Lumination® Panel Light	22 = 2' x 2'	C = 3 <sup>rd</sup> Generation	0 = 120-277V	3X = Nominal Lumen Level (middle is default)	MM = Med. Lambertain	8=80 CRI <b>3500/4000K Switchable</b> (4000K is default)	VQ= 0-10V Dimming	LT= T-Grid	WHITE= White	All options are sold separately as accessories, please see below

### ORDERING NOTES:

1. ALL LPL UNITS ARE PRICED AS SINGLE UNITS AND MUST BE ORDERED AS SINGLE UNITS IN EVEN QUANTITIES AS THIS PRODUCT IS PACKED TWO PER BOX. IT SHOULD BE NOTED IN RECEIVING DOCUMENTS THAT ONE BOX HAS TWO UNITS AND SHOULD BE RECEIVED AS TWO UNITS.
2. See accessories for wireless and sensor options
3. All options are accessories that are quickly and easily attached and/or wired to the luminaire in the field by the installer.
4. Fixture is field configurable for three different lumen/wattage levels with a switch. Switch default is the middle level.

ACCESSORIES	DESCRIPTION CODE	PRODUCT CODE
Drywall Mount Kit 2x2	GESK07	67657
2x2 Surface Mount Kit for Backlit T-Grid	B22 SMK	212462
347V kit	LFAMBADVQFA	93071580
EMBB kit	LFAMBAOVQFAEL	93071576
Wireless Enabled, Daintree Compatible kit (most commonly used option for Daintree)	LCAMBAOTQFA	93071586
Wireless Enabled, Daintree Compatible with Daintree WFA 100 kit (allows for field connectivity to remote sensor)	LCAMBAOTSFA	93071585
Wireless Enabled, Daintree Compatible + EMBB kit	LCAMBAOTQFAEL	93071579
Wireless Enabled, Daintree Compatible with Daintree WFA 100 + EMBB kit	LCAMBAOTSFAEL	93071578
Wireless Enabled, Daintree Compatible with Daintree WFA 100 + Emergency Bypass kit (Dual Shunt Relay to be used with building generator backup systems to override dimming - Contact manufacturer prior to ordering to confirm application)	LCAMBAOTSFA2	93071582

EXAMPLE CONFIGURATIONS	LUMINAIRE LUMENS (SWITCHABLE <sup>3</sup> )	LUMINAIRE TOTAL SYSTEM WATTS	LPW	QuickShip ONE WEEK 1-100 UNITS
LPL22C03XMM8XXVQLTWHITE	2360/3670/4290	19/32/38.8	124/115/111	YES

# Lumination® LED Luminaires

LED Recessed Luminaire  
LPL22 Value Series – Panel Light Gen C

## Dimensions & Accessories

### CUSTOMER NAME

Project Name \_\_\_\_\_

Date \_\_\_\_\_ Type \_\_\_\_\_

Catalog Number \_\_\_\_\_

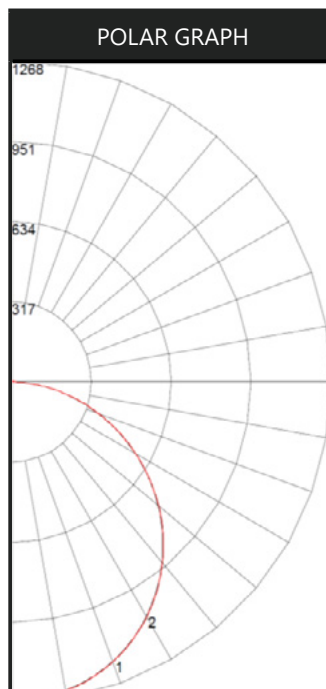
### PRODUCT DIMENSIONS



### ACCESSORIES AND OPTIONS

#### Optional Emergency Battery:

Provides 90-minutes of Emergency lighting



ZONAL LUMEN SUMMARY	
Zone	Lumens
0-10	119.70
10-20	342.94
20-30	520.12
30-40	627.96
40-50	653.32
50-60	594.68
60-70	464.18
70-80	283.29
80-90	84.93
90-100	0.08
100-110	0.54
110-120	1.31
120-130	1.62
130-140	1.83
140-150	1.76
150-160	1.18
160-170	0.53
170-180	0.04

# Lumination® LED Luminaires

LED Recessed Luminaire  
LPL22 Value Series – Panel Light Gen C

## Controls and Sensors

### CUSTOMER NAME

Project Name \_\_\_\_\_

Date \_\_\_\_\_ Type \_\_\_\_\_

Catalog Number \_\_\_\_\_

## DAINTREE CONTROLS

### Daintree® Wireless Controls:


There is no one size fits all for wireless controls. Some networks want simple solutions that reduce energy consumption and meet code compliance while others are more ambitious, looking to capitalize on the LED and controls savings to fund a scalable, enterprise-grade, internet of things solution. The advantage of the Daintree® Wireless platform is its ability to integrate into indoor, outdoor and high bay environments. The Daintree® Wireless Controls provide the infrastructure to future proof your buildings, easily upgrade to Networked solutions and provide the ability to integrate into IoT solutions that are right for your business.

- **Daintree® One:** Standalone Wireless Controls
- **Daintree® EZ Connect:** Room-Based Wireless Lighting Controls
- **Daintree® Networked:** Networked Lighting Controls for Smart Building & IoT Enablement

Daintree® Wireless Controls are already integrated in your favorite Current LED fixtures. Integrating the controls into the fixture cuts labor costs considerably since the sensors are already embedded in the lighting fixtures. There's no need to get above the ceiling plenum and install additional devices. Visit our website <https://products.gecurrent.com> for a complete list of LED Fixtures.



Every contractor deserves a  
Fast, Reliable, and Trusted Lighting Partner



### For Product or Technical Questions:

Email: [lightingproinfo@gecurrent.com](mailto:lightingproinfo@gecurrent.com)

Phone: +1 888 694 3533, option 2

**GE current**  
a Daintree company

[www.gecurrent.com](http://www.gecurrent.com)

© 2021 Current Lighting Solutions, LLC. All rights reserved. GE and the GE monogram are trademarks of the General Electric Company and are used under license. Information provided is subject to change without notice. All values are design or typical values when measured under laboratory conditions.  
IND586 (Rev 12/14/21)