








LED HID Ordinary Location Portfolio



Wattage Replacement		70W-175W MH 50W-100W HPS	150W-250W MH 100W-150W HPS	350W-400WMH 250W-310WHPS	400W-750W MH 400W-600W HPS	400W-1000WH 400W-750W HPS
ALL TYPE B •Open or Enclosed •Active Cooling •UL Listed •DLC (EX39) •50,000 Hours •CRI 70	WATTAGE	21W/35W/45W	50W/80W	115W/150W	200W/360W	270W/450W
	LUMENS	3,000 5,000 7,000	7,500 12,000	18,000 23,500	30,000 53,000	40,000 65,000
	CCT	3000K 4000K 5000K	3000K 4000K 5000K	3000K 4000K 5000K	4000K 5000K	4000K 5000K
	BASE	E26	E26 EX39	EX39	EX39	EX39
	VOLTAGE	120-277	120-277 277-480	120-277 277-480	277-480	120-277/208-277 277-480
	PROFILE	ED17	ED23.5	ED28	ED37	BT56

Type B = Runs off mains voltage = no ballast (ballast bypass)

LED HID Type B - Replacement Lamps

Bulb Shape	Base Type	Watts	Order Code	Description	Volts	Case Qty	MOL (in)	MOD (in)	Lumens (Initial)	Color Temp. (Initial)	CRI	Wattage Replacement	Rated Life L70 (Hrs)	DLC*	Location Rating	
LED Replacement Lamps for HID - Ballast Bypass (Type B)																
	ED17	E26	21	27729	LED21ED17/740	120-277	3	5.4	2.6	3,000	4000K	>70	50W HPS / 70W MH	50,000	N/A	Damp
	E26	21	27732	LED21ED17/750	120-277	3	5.4	2.6	3,000	5000K	>70	50W HPS / 70W MH	50,000	N/A	Damp	
	E26	35	93112114	LED35ED17/730	120-277	3	5.4	2.6	5,000	3000K	>70	70W HPS / 100W MH	50,000	N/A	Damp	
	E26	35	27602	LED35ED17/740	120-277	3	5.4	2.6	5,000	4000K	>70	70W HPS / 100W MH	50,000	N/A	Damp	
	E26	35	27724	LED35ED17/750	120-277	3	5.4	2.6	5,000	5000K	>70	70W HPS / 100W MH	50,000	N/A	Damp	
	E26	45	93116975	LED45ED17/835	120-277	3	5.4	2.6	6,000	3500K	>70	100W HPS / 100W MH	50,000	N/A	Damp	
	ED23.5	E26	45	93148082	LED45ED17/740	120-277	3	5.4	2.6	7,000	4000K	>70	100W HPS / 175W MH	50,000	N/A	Damp
	E26	45	93148081	LED45ED17/750	120-277	3	5.4	2.6	7,000	5000K	>70	100W HPS / 175W MH	50,000	N/A	Damp	
	E26	50	93125012	LED50ED23.5M/730	120-277	3	7.8	3.7	7,500	3000K	>70	100W HPS / 150W MH	50,000	N/A	Damp	
	E26	50	22779	LED50ED23.5M/740	120-277	3	7.8	3.7	7,500	4000K	>70	100W HPS / 150W MH	50,000	N/A	Damp	
	E26	80	22768	LED80ED23.5M/740	120-277	3	7.8	3.7	12,000	4000K	>70	150W HPS / 250W MH	50,000	N/A	Damp	
	E26	80	93125008	LED80ED23.5M/750	120-277	3	7.8	3.7	12,000	5000K	>70	150W HPS / 250W MH	50,000	N/A	Damp	
	EX39	50	27572	LED50ED23.5/725	120-277	3	7.8	3.7	7,150	2450K	>70	100W HPS / 175W MH	50,000	-	Damp	
	EX39	50	93112115	LED50ED23.5/730	120-277	3	7.8	3.7	7,500	3000K	>70	100W HPS / 150W MH	50,000	Yes	Damp	
	EX39	50	22679	LED50ED23.5/740	120-277	3	7.8	3.7	7,500	4000K	>70	100W HPS / 150W MH	50,000	Yes	Damp	
	EX39	50	22739	LED50ED23.5/750	120-277	3	7.8	3.7	7,500	5000K	>70	100W HPS / 150W MH	50,000	Yes	Damp	
	EX39	50	93154637	LED50ED23.5/740/277/480	277-480	3	7.8	3.7	7,500	4000K	>70	100W HPS / 150W MH	50,000	-	Damp	
	EX39	50	93154639	LED50ED23.5/750/277/480	277-480	3	7.8	3.7	7,500	5000K	>70	100W HPS / 150W MH	50,000	-	Damp	
	EX39	80	93112196	LED80ED23.5/730	120-277	3	7.8	3.7	12,000	3000K	>70	150W HPS / 250W MH	50,000	Yes	Damp	
	EX39	80	22635	LED80ED23.5/740	120-277	3	7.8	3.7	12,000	4000K	>70	150W HPS / 250W MH	50,000	Yes	Damp	
EX39	80	22676	LED80ED23.5/750	120-277	3	7.8	3.7	12,000	5000K	>70	150W HPS / 250W MH	50,000	Yes	Damp		
EX39	80	93154642	LED80ED23.5/740/277/480	277-480	3	7.8	3.7	12,000	4000K	>70	150W HPS / 250W MH	50,000	-	Damp		
EX39	80	93154640	LED80ED23.5/750/277/480	277-480	3	7.8	3.7	12,000	5000K	>70	150W HPS / 250W MH	50,000	-	Damp		
	ED28	EX39	115	93112197	LED115ED28/730	120-277	3	8.3	4.1	18,000	3000K	>70	250W HPS / 350W MH	50,000	Yes	Damp
	EX39	115	22622	LED115ED28/740	120-277	3	8.3	4.1	18,000	4000K	>70	250W HPS / 350W MH	50,000	Yes	Damp	
	EX39	115	22623	LED115ED28/750	120-277	3	8.3	4.1	18,000	5000K	>70	250W HPS / 350W MH	50,000	Yes	Damp	
	EX39	115	93139853	LED115ED28/740/277/480	277-480	3	8.3	4.1	18,000	4000K	>70	250W HPS / 350W MH	50,000	Yes	Damp	
	EX39	115	93139854	LED115ED28/750/277/480	277-480	3	8.3	4.1	18,000	5000K	>70	250W HPS / 350W MH	50,000	Yes	Damp	
	EX39	150	93112198	LED150ED28/730	120-277	3	8.3	4.1	23,500	3000K	>70	310W HPS / 400W MH	50,000	Yes	Damp	
	EX39	150	22611	LED150ED28/740	120-277	3	8.3	4.1	23,500	4000K	>70	310W HPS / 400W MH	50,000	Yes	Damp	
	EX39	150	22613	LED150ED28/750	120-277	3	8.3	4.1	23,500	5000K	>70	310W HPS / 400W MH	50,000	Yes	Damp	
	ED37	EX39	150	93139849	LED150ED28/740/277/480	277-480	3	8.3	4.1	23,500	4000K	>70	310W HPS / 400W MH	50,000	Yes	Damp
	EX39	150	93139850	LED150ED28/750/277/480	277-480	3	8.3	4.1	23,500	5000K	>70	310W HPS / 400W MH	50,000	Yes	Damp	
	ED37	EX39	200	93122140	LED200ED37/740	277-480	3	10.6	5.6	30,000	4000K	>70	400W HPS / 400W MH	50,000	Yes	Damp
	EX39	200	93122142	LED200ED37/750	277-480	3	10.6	5.6	30,000	5000K	>70	400W HPS / 400W MH	50,000	Yes	Damp	
	BT56	EX39	270	93153080	LED270BT56/740/120/277	120-277	3	12.3	5.6	40,000	4000K	>70	400W HPS / 400W MH	50,000	Yes	Damp
	EX39	270	93153121	LED270BT56/750/120/277	120-277	3	12.3	5.6	40,000	5000K	>70	400W HPS / 400W MH	50,000	Yes	Damp	
	EX39	270	93095547	LED270BT56/740	277-480	3	12.3	5.6	40,000	4000K	>70	400W HPS / 400W MH	50,000	Yes	Damp	
	ED37	EX39	270	93095553	LED270BT56/750	277-480	3	12.3	5.6	40,000	5000K	>70	400W HPS / 400W MH	50,000	Yes	Damp
	ED37	EX39	360	93122144	LED360ED37/740	277-480	3	10.6	5.6	53,000	4000K	>70	600W HPS / 750W MH	50,000	Yes	Damp
	EX39	360	93122166	LED360ED37/750	277-480	3	10.6	5.6	53,000	5000K	>70	600W HPS / 750W MH	50,000	Yes	Damp	
	BT56	EX39	450	93153122	LED450BT56/740/208/277	208-277	3	12.3	5.6	65,000	4000K	>70	750W HPS / 1000W MH	50,000	Yes	Damp
	EX39	450	93153123	LED450BT56/750/208/277	208-277	3	12.3	5.6	65,000	5000K	>70	750W HPS / 1000W MH	50,000	Yes	Damp	
	EX39	450	93096445	LED450BT56/740	277-480	3	12.3	5.6	65,000	4000K	>70	750W HPS / 1000W MH	50,000	Yes	Damp	
EX39	450	93096547	LED450BT56/750	277-480	3	12.3	5.6	65,000	5000K	>70	750W HPS / 1000W MH	50,000	Yes	Damp		

Additional Information for LED Replacement Lamps for HID: Open and Closed Rated-Ballast bypass required
 These products are covered by U.S. Patents 10788163 and 10508776. These products may also be covered by other U.S. patents or pending applications.

LED HID Type B E26/EX39 Socket Adapter - For use with E26 based lamps for mogul base applications

Order Code	Description	Case Qty
93151372	LED/E26/EX39/ADAPTER	60