Product data sheet

Specifications



Annunciator, Harmony XB5, Illuminated buzzer, plastic, red, 22mm, continuous or intermittent tone, 110...120V AC DC

XB5KS2G4

Product availability: Stock - Normally stocked in distribution facility

Main

Range of Product	Harmony XB5
Product or Component Type	Annunciator
Bezel material	Plastic
Mounting diameter	0.9 in (22.5 mm)
Cap/operator or lens colour	Red

Complementary

Supply circuit type	AC/DC
Supply frequency	50/60 Hz
Signalling type	Continuous or intermittent tone
Noise level	90 dB 6.8 kHz 0.1 m +/- 10 %
Resistance to high pressure washer	1305.3 psi (9000000 Pa) 176 °F (80 °C) 0.1 m
Height	1.1 in (29 mm)
Width	1.1 in (29 mm)
Depth	2.2 in (55 mm)
Net Weight	0.053 lb(US) (0.024 kg)
Current Consumption	<= 20 mA
[Us] rated supply voltage	110...120 V +/- 10 %

Environment

Protective treatment	TH
Ambient Air Temperature for Storage	-40…158 °F (-40…70 °C)
Ambient Air Temperature for Operation	-40…158 °F (-40…70 °C)
Overvoltage category	Class II conforming to IEC 60536
Enclosure Type	UL type 4X/13
Standards	UL 508 JIS C8201-5-1 IEC 60947-5-4 CSA C22.2 No 14 IEC 60947-5-1 IEC 60947-1 JIS C8201-1 IEC 60529 IEC 62262 IEC 50102

Price is “List Price” and may be subject to a trade discount – check with your local distributor or retailer for actual price.

Disclaimer: This documentation is not intended as a substitute for and is not to be used for determining suitability or reliability of these products for specific user applications

Product Certifications	UL Listed CSA BV

Ordering and shipping details

Category	US10CS200028
Discount Schedule	0CS2
GTIN	3606481352446
Returnability	Yes
Country of origin	ID

Packing Units

Unit Type of Package 1	PCE
Nbr. of units in pkg.	1
Package 1 Height	1.339 in (3.400 cm)
Package 1 Width	1.339 in (3.400 cm)
Package 1 Length	2.362 in (6.000 cm)
Package weight(Lbs)	0.988 oz (28.000 g)
Unit Type of Package 2	S01
Number of Units in Package 2	88
Package 2 Height	5.9 in (15 cm)
Package 2 Width	5.9 in (15 cm)
Package 2 Length	15.7 in (40 cm)
Package 2 Weight	6.085 lb(US) (2.760 kg)

Contractual warranty

Warranty (in months)	18

Environmental Data

Schneider Electric aims to achieve Net Zero status by 2050 through supply chain partnerships, lower impact materials, and circularity via our ongoing “Use Better, Use Longer, Use Again” campaign to extend product lifetimes and recyclability.

Environmental Data explained >

How we assess product sustainability >

Environmental footprint

Total lifecycle Carbon footprint	**2 kg CO2 eq.**
Carbon footprint of the manufacturing phase [A1 to A3]	**1 kg CO2 eq.**
Carbon footprint of the distribution phase [A4]	**0 kg CO2 eq.**
Carbon footprint of the installation phase [A5]	**0 kg CO2 eq.**
Carbon footprint of the use phase [B2, B3, B4, B6]	**1 kg CO2 eq.**
Carbon footprint of the end-of-life phase [C1 to C4]	**0 kg CO2 eq.**
Environmental Disclosure	Product Environmental Profile

Use Better

Materials and Substances

Packaging made with recycled cardboard	**Yes**
Packaging without single use plastic	**Yes**
SCIP Number	**894a86fe-2d08-47ec-916c-29e3fe4279be**
EU RoHS Directive	Compliant By Exemption
REACh Regulation	Reference contains Substances of Very High Concern above the threshold
California proposition 65	**WARNING: This product can expose you to chemicals including: Lead and lead compounds, which is known to the State of California to cause cancer and birth defects or other reproductive harm. For more information go to www.P65Warnings.ca.gov**

Use Longer

Lifetime extension

Product repairability index	**A**

Use Again

Repack and remanufacture

Recyclability potential, in %	**13**
Circularity Profile	End of Life Information
Take-back	**No**
WEEE Label	**The product must be disposed on European Union markets following specific waste collection and never end up in rubbish bins.**

Dimensions Drawings

Dimensions

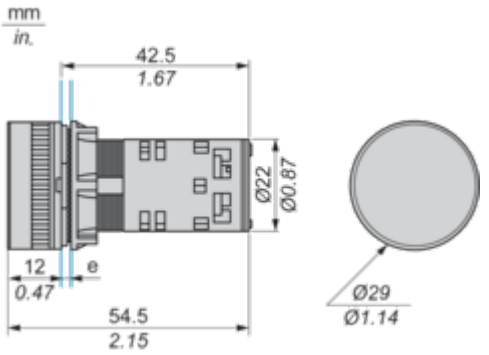

e: Clamping thickness: 1 to 6 mm / 0.04 to 0.24 in.

Mounting and Clearance

Panel Cut-out for Buzzer

Connection by Screw Clamp Terminals

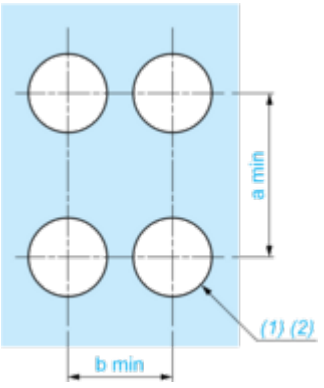

(1) Diameter on finished panel or support

(2) Ø22.5 mm recommended (Ø22.3 $_{0}^{+0.4}$) / Ø0.89 in. recommended (Ø0.88 in. $_{0}^{+0.016}$)

Connections	a in mm	a in in.	b in mm	b in in.
By screw clamp terminals or plug-in connector	40	1.57	30	1.18

Connections and Schema

Cabling of Annunciators

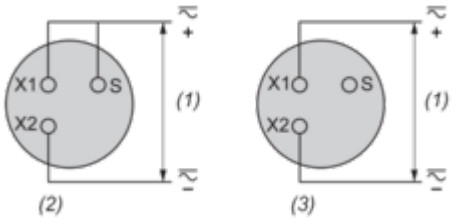

(1) Supply
(2) Intermittent
(3) Continuous

Image of product / Alternate images

Alternative





