Product data sheet

Specifications



Base unit for modular tower lights, Harmony XVB, plastic, black, 70mm, bottom or side cable entry

XVBC07

Discontinued

Discontinued on: Dec 31, 2025

End-of-service on: Jul 1, 2026

Product availability: Stock - Normally stocked in distribution facility
Important message: XVB is being substituted by XVB7 as complete range; XVB and XVB7 modules are not interoperable with one another.

Main

Range of Product	Harmony XVB Universal
Product or Component Type	Base unit
Component name	XVBC
Material	Glass reinforced polyamide: base unit

Complementary

Fixing Mode	Direct or tube fixing
Mounting diameter	2.8 in (70 mm)
Product destination	Banks without flash discharge tube unit
Electrical connection	1 connector standard input
cable entry	Bottom or side entry
Assembly style	Customer assembly, up to 5 units
Terminals description ISO n°1	(COM-2)PW (COM-3)PW (COM-1)PW (GND)GROUND (COM-4)PW (COM-5)PW
Net Weight	0.35 lb(US) (0.16 kg)

Environment

Product Certifications	CCC EAC CSA C22-2 No 14 UL 508
Standards	IEC 60947-5-1
Protective treatment	TC
Ambient Air Temperature for Storage	-40…158 °F (-40…70 °C)
NEMA degree of protection	UL type 4X UL indoor)

Ordering and shipping details

Price is “List Price” and may be subject to a trade discount – check with your local distributor or retailer for actual price.

Disclaimer: This documentation is not intended as a substitute for and is not to be used for determining suitability or reliability of these products for specific user applications

Category	US100XV22611
Discount Schedule	00XV
GTIN	3389110845037
Returnability	Yes
Country of origin	ID

Packing Units

Unit Type of Package 1	PCE
Nbr. of units in pkg.	1
Package 1 Height	3.9 in (10 cm)
Package 1 Width	4.7 in (12 cm)
Package 1 Length	3.9 in (10 cm)
Package weight(Lbs)	6.0 oz (170 g)
Unit Type of Package 2	S03
Number of Units in Package 2	36
Package 2 Height	11.8 in (30 cm)
Package 2 Width	11.8 in (30 cm)
Package 2 Length	15.7 in (40 cm)
Package 2 Weight	15.4 lb(US) (7 kg)
Unit Type of Package 3	P06
Number of Units in Package 3	144
Package 3 Height	17.7 in (45 cm)
Package 3 Width	23.6 in (60 cm)
Package 3 Length	31.5 in (80 cm)
Package 3 Weight	80.5 lb(US) (36.5 kg)

Contractual warranty

Warranty (in months)	18

Environmental Data

Schneider Electric aims to achieve Net Zero status by 2050 through supply chain partnerships, lower impact materials, and circularity via our ongoing “Use Better, Use Longer, Use Again” campaign to extend product lifetimes and recyclability.

Environmental Data explained >

How we assess product sustainability >

Environmental footprint

Total lifecycle Carbon footprint	**2 kg CO2 eq.**
Carbon footprint of the manufacturing phase [A1 to A3]	**2 kg CO2 eq.**
Carbon footprint of the distribution phase [A4]	**0.1 kg CO2 eq.**
Carbon footprint of the installation phase [A5]	**0 kg CO2 eq.**
Carbon footprint of the use phase [B2, B3, B4, B6]	**0 kg CO2 eq.**
Carbon footprint of the end-of-life phase [C1 to C4]	**0.3 kg CO2 eq.**
Environmental Disclosure	**Product Environmental Profile**

Use Better

Materials and Substances

Packaging made with recycled cardboard	**Yes**
Packaging without single use plastic	**Yes**
SCIP Number	**124e2d7a-5b1e-45ca-b93c-220dd91b55b6**
EU RoHS Directive	**Compliant By Exemption**
REACh Regulation	**Reference contains Substances of Very High Concern above the threshold**
California proposition 65	**WARNING: This product can expose you to chemicals including: Lead and lead compounds, which is known to the State of California to cause cancer and birth defects or other reproductive harm. For more information go to www.P65Warnings.ca.gov**

Use Again

Repack and remanufacture

Recyclability potential, in %	**9**
Circularity Profile	**No need of specific recycling operations**
Take-back	**No**

Dimensions Drawings

Indicator Bank with “Flash” Discharge Tube Unit

Dimensions

Below drawing shows the minimum configuration of the product. Select the number of stages according to the product characteristics in order to get **b** dimension.

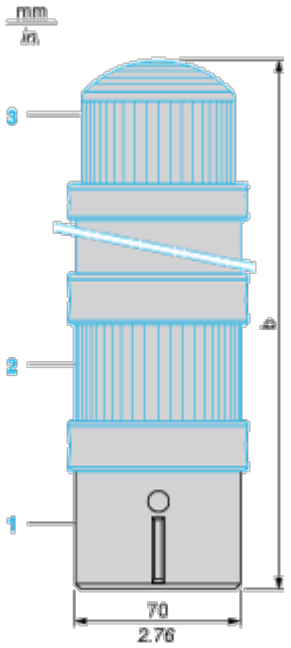

(1) Base unit

(2) Illuminated or audible signalling unit XVBC•••, to be ordered separately

(3) “Flash” unit XVBC•••, to be ordered separately

Number of illuminated or audible signalling units other than “flash” tube	b in mm	b in in.
1	295	11.61
2	358	14.09
3	421	16.57
4	484	19.06

Mounting and Clearance

Base Unit for Indicator Banks

Panel Cut-out for Direct Fixing

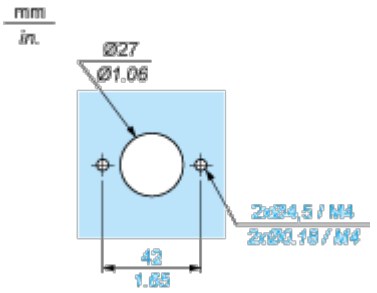

Connections and Schema

Illuminated Beacon

Wiring Diagram

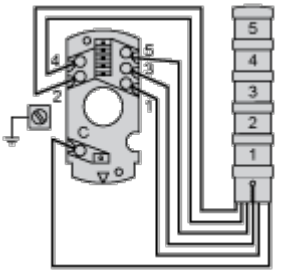

Image of product / Alternate images

Alternative






Schneider
Electric






Schneider
Electric

Image of product in real life situation

