Product data sheet

Specifications



Indicating Bank, 70mm, illuminated lens unit, green, steady on, 10 W, 250 VAC/DC

XVBC33

Discontinued

Discontinued on: Dec 31, 2025

End-of-service on: Jul 1, 2026

Product availability: Stock - Normally stocked in distribution facility
Important message: XVB is being substituted by XVB7 as complete range; XVB and XVB7 modules are not interoperable with one another.

Main

Range of Product	Harmony XVB Universal
Product or Component Type	Indicator bank
Beacon or indicator bank unit type	Illuminated unit
Signalling type	Steady
Mounting diameter	2.8 in (70 mm)
Component name	XVBC
Material	Polycarbonate
Light source	Bulb not included, green
Bulb type	Incandescent BA 15d Protected LED
[Us] rated supply voltage	<= 250 V

Complementary

Assembly style	Customer assembly, up to 5 units
Maximum power dissipation in W	7 W
Connections - terminals	Screw clamp terminals, <= 1 x 1.5 mm² with cable end
[Ui] rated insulation voltage	250 V IEC 60947-1
Nominal voltage limit	0.85...1.1 Un IEC 60947-5-1
[Uimp] rated impulse withstand voltage	4 kV IEC 60947-1
CAD overall width	2.8 in (70 mm)
CAD overall height	2.5 in (63 mm)
CAD overall depth	2.8 in (70 mm)

Environment

Pollution degree	2
Product Certifications	CCC EAC CSA C22-2 No 14 UL 508

Price is “List Price” and may be subject to a trade discount – check with your local distributor or retailer for actual price.

Disclaimer: This documentation is not intended as a substitute for and is not to be used for determining suitability or reliability of these products for specific user applications

Standards	IEC 60947-5-1
Protective treatment	TC
Ambient Air Temperature for Storage	-40…158 °F (-40…70 °C)
Ambient air temperature for operation	-13…122 °F (-25…50 °C) LED -13…158 °F (-25…70 °C) incandescent
Electrical shock protection class	Class I on support tube IEC 61140 Class II on base unit IEC 61140
IP degree of protection	IP65 on fixing base XVBZ0. IEC 60529 IP66 on base unit IEC 60529
NEMA degree of protection	UL type 4X UL indoor)

Ordering and shipping details

Category	US100XV22611
Discount Schedule	00XV
GTIN	3389110845068
Returnability	Yes
Country of origin	ID

Packing Units

Unit Type of Package 1	PCE
Nbr. of units in pkg.	1
Package 1 Height	3.543 in (9.000 cm)
Package 1 Width	3.543 in (9.000 cm)
Package 1 Length	3.937 in (10.000 cm)
Package weight(Lbs)	4.656 oz (132.000 g)
Unit Type of Package 2	S03
Number of Units in Package 2	36
Package 2 Height	11.811 in (30.000 cm)
Package 2 Width	11.811 in (30.000 cm)
Package 2 Length	15.748 in (40.000 cm)
Package 2 Weight	12.421 lb(US) (5.634 kg)
Unit Type of Package 3	P06
Number of Units in Package 3	288
Package 3 Height	29.528 in (75.000 cm)
Package 3 Width	23.622 in (60.000 cm)
Package 3 Length	31.496 in (80.000 cm)
Package 3 Weight	115.125 lb(US) (52.220 kg)

Contractual warranty

Warranty (in months)	18

Environmental Data

Schneider Electric aims to achieve Net Zero status by 2050 through supply chain partnerships, lower impact materials, and circularity via our ongoing “Use Better, Use Longer, Use Again” campaign to extend product lifetimes and recyclability.

Environmental Data explained >

How we assess product sustainability >

Environmental footprint

Total lifecycle Carbon footprint	**2 kg CO2 eq.**
Carbon footprint of the manufacturing phase [A1 to A3]	**1 kg CO2 eq.**
Carbon footprint of the distribution phase [A4]	**0.3 kg CO2 eq.**
Carbon footprint of the installation phase [A5]	**0 kg CO2 eq.**
Carbon footprint of the use phase [B2, B3, B4, B6]	**0 kg CO2 eq.**
Carbon footprint of the end-of-life phase [C1 to C4]	**0.3 kg CO2 eq.**
Environmental Disclosure	**Product Environmental Profile**

Use Better

Materials and Substances

Packaging made with recycled cardboard	**Yes**
Packaging without single use plastic	**Yes**
SCIP Number	**46f184f2-9845-400b-b095-dbf975ee5845**
EU RoHS Directive	**Compliant By Exemption**
REACh Regulation	**Reference contains Substances of Very High Concern above the threshold**
California proposition 65	**WARNING: This product can expose you to chemicals including: Lead and lead compounds, which is known to the State of California to cause cancer and birth defects or other reproductive harm. For more information go to www.P65Warnings.ca.gov**

Use Again

Repack and remanufacture

Recyclability potential, in %	**9**
Circularity Profile	**No need of specific recycling operations**
Take-back	**No**

Dimensions Drawings

Indicator Bank without “Flash” Discharge Tube Unit

Dimensions

Below drawing shows the minimum configuration of the product. Select the number of stages according to the product characteristics in order to get **b** dimension.

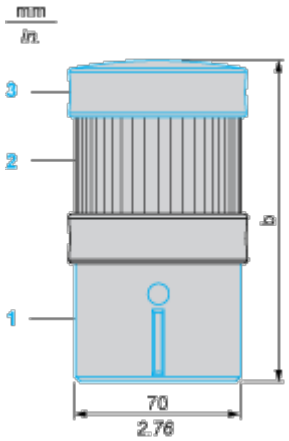

(1) Base unit XVBC21, to be ordered separately

(2) Illuminated or audible signalling unit

(3) Cover (supplied with XVBC21 base unit)

Number of illuminated or audible signalling units (no “flash”)	b in mm	b in in.
1	138	5.43
2	201	7.91
3	264	10.39
4	327	12.87
5	390	15.35

Indicator Bank with “Flash” Discharge Tube Unit

Dimensions

Below drawing shows the minimum configuration of the product. Select the number of stages according to the product characteristics in order to get **b** dimension.

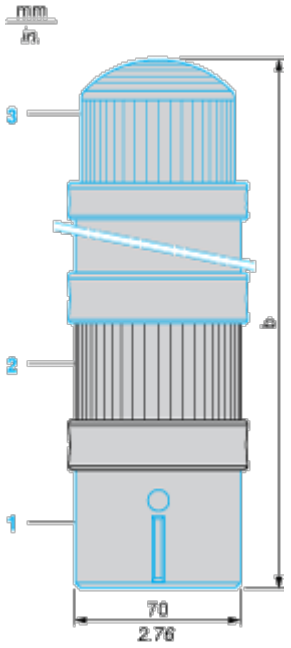

(1) Base unit XVBC07, to be ordered separately

(2) Illuminated or audible signalling unit

(3) “Flash” unit, to be ordered separately

Number of illuminated or audible signalling units other than “flash” tube	b in mm	b in in.
1	295	11.61
2	358	14.09
3	421	16.57
4	484	19.06

Image of product / Alternate images

Alternative













Image of product in real life situation

