# Product data sheet

Specifications



## Indicating Bank, 70mm, buzzer unit, 90 dB at 1 meter, 12 to 48 VAC/DC

XVBC9B

Discontinued on: Dec 31, 2025

End-of-service on: Jul 1, 2026

Discontinued

**Product availability: Stock - Normally stocked in distribution facility**
**Important message: XVB is being substituted by XVB7 as complete range; XVB and XVB7 modules are not interoperable with one another.**

## Main

| | |
|---|---|
| **Range of Product** | Harmony XVB Universal |
| **Product or Component Type** | Indicator bank |
| **Beacon or indicator bank unit type** | Audible unit |
| **Mounting diameter** | 2.8 in (70 mm) |
| **Component name** | XVBC |
| **Noise level** | 70…90 dB 1 m |
| **[Us] rated supply voltage** | 12...48 V AC/DC |

## Complementary

| | |
|---|---|
| **Signalling type** | Continuous or intermittent buzzer |
| **Assembly style** | Customer assembly, up to 5 units |
| **Connections - terminals** | Screw clamp terminals, <= 1 x 1.5 mm² with cable end |
| **[Ui] rated insulation voltage** | 250 V IEC 60947-1 |
| **Nominal voltage limit** | 0.85...1.1 Un IEC 60947-5-1 |
| **Current Consumption** | < 15 mA |
| **[Uimp] rated impulse withstand voltage** | 4 kV IEC 60947-1 |
| **Fundamental frequency** | 2.8 kHz |
| **CAD overall width** | 2.8 in (70 mm) |
| **CAD overall height** | 2.5 in (63 mm) |
| **CAD overall depth** | 2.8 in (70 mm) |
| **Net Weight** | 0.37 lb(US) (0.17 kg) |

## Environment

| | |
|---|---|
| **Product Certifications** | CCC<br>EAC<br>CSA C22-2 No 14<br>UL 508 |
| **Standards** | IEC 60947-5-1 |
| **Protective treatment** | TC |

Price is “List Price” and may be subject to a trade discount – check with your local distributor or retailer for actual price.

Disclaimer: This documentation is not intended as a substitute for and is not to be used for determining suitability or reliability of these products for specific user applications

| | |
|---|---|
| **Ambient Air Temperature for Storage** | -40…158 °F (-40…70 °C) |
| **Ambient Air Temperature for Operation** | -13…122 °F (-25…50 °C) |
| **Electrical shock protection class** | Class I on support tube IEC 61140<br>Class II on base unit IEC 61140 |
| **IP degree of protection** | IP65 on fixing base XVBZ0. IEC 60529<br>IP66 on base unit IEC 60529 |
| **NEMA degree of protection** | UL type 4X UL indoor) |

## Ordering and shipping details

| | |
|---|---|
| **Category** | US100XV22611 |
| **Discount Schedule** | 00XV |
| **GTIN** | 3389110845969 |
| **Returnability** | Yes |
| **Country of origin** | ID |

## Packing Units

| | |
|---|---|
| **Unit Type of Package 1** | PCE |
| **Nbr. of units in pkg.** | 1 |
| **Package 1 Height** | 3.071 in (7.800 cm) |
| **Package 1 Width** | 3.150 in (8.000 cm) |
| **Package 1 Length** | 3.780 in (9.600 cm) |
| **Package weight(Lbs)** | 5.785 oz (164.000 g) |
| **Unit Type of Package 2** | S03 |
| **Number of Units in Package 2** | 36 |
| **Package 2 Height** | 11.811 in (30.000 cm) |
| **Package 2 Width** | 11.811 in (30.000 cm) |
| **Package 2 Length** | 15.748 in (40.000 cm) |
| **Package 2 Weight** | 14.506 lb(US) (6.580 kg) |
| **Unit Type of Package 3** | P06 |
| **Number of Units in Package 3** | 288 |
| **Package 3 Height** | 29.528 in (75.000 cm) |
| **Package 3 Width** | 23.622 in (60.000 cm) |
| **Package 3 Length** | 31.496 in (80.000 cm) |
| **Package 3 Weight** | 132.904 lb(US) (60.284 kg) |

## Contractual warranty

| | |
|---|---|
| **Warranty (in months)** | 18 |

## Environmental Data

Schneider Electric aims to achieve Net Zero status by 2050 through supply chain partnerships, lower impact materials, and circularity via our ongoing “Use Better, Use Longer, Use Again” campaign to extend product lifetimes and recyclability.

Environmental Data explained >

How we assess product sustainability >

### Environmental footprint

| | |
|---|---|
| Total lifecycle Carbon footprint | **8 kg CO2 eq.** |
| Carbon footprint of the manufacturing phase [A1 to A3] | **2 kg CO2 eq.** |
| Carbon footprint of the distribution phase [A4] | **0.1 kg CO2 eq.** |
| Carbon footprint of the installation phase [A5] | **0 kg CO2 eq.** |
| Carbon footprint of the use phase [B2, B3, B4, B6] | **6 kg CO2 eq.** |
| Carbon footprint of the end-of-life phase [C1 to C4] | **0.3 kg CO2 eq.** |
| Environmental Disclosure | **Product Environmental Profile** |

## Use Better

### Materials and Substances

| | |
|---|---|
| Packaging made with recycled cardboard | **Yes** |
| Packaging without single use plastic | **Yes** |
| SCIP Number | **397b2f60-b78e-4d4e-9cd8-02b80aa83587** |
| EU RoHS Directive | **Compliant By Exemption** |
| REACh Regulation | **Reference contains Substances of Very High Concern above the threshold** |
| California proposition 65 | **WARNING: This product can expose you to chemicals including: Lead and lead compounds, which is known to the State of California to cause cancer and birth defects or other reproductive harm. For more information go to www.P65Warnings.ca.gov** |

## Use Longer

### Lifetime extension

| | |
|---|---|
| Repair | **No** |

## Use Again

### Repack and remanufacture

| | |
|---|---|
| Recyclability potential, in % | **9** |
| Circularity Profile | **No need of specific recycling operations** |
| Take-back | **No** |

## Dimensions Drawings

### Indicator Bank without “Flash” Discharge Tube Unit

### Dimensions

Below drawing shows the minimum configuration of the product. Select the number of stages according to the product characteristics in order to get **b** dimension.

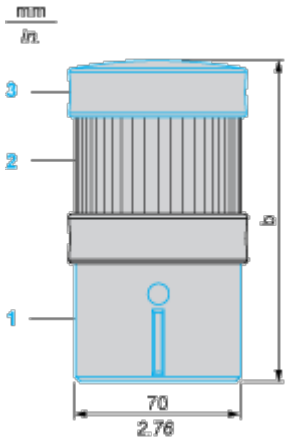


(1) Base unit XVBC21, to be ordered separately

(2) Illuminated or audible signalling unit

(3) Cover (supplied with XVBC21 base unit)

| Number of illuminated or audible signalling units (no “flash”) | b in mm | b in in. |
|---|---|---|
| 1 | 138 | 5.43 |
| 2 | 201 | 7.91 |
| 3 | 264 | 10.39 |
| 4 | 327 | 12.87 |
| 5 | 390 | 15.35 |

## Indicator Bank with “Flash” Discharge Tube Unit

### Dimensions

Below drawing shows the minimum configuration of the product. Select the number of stages according to the product characteristics in order to get **b** dimension.

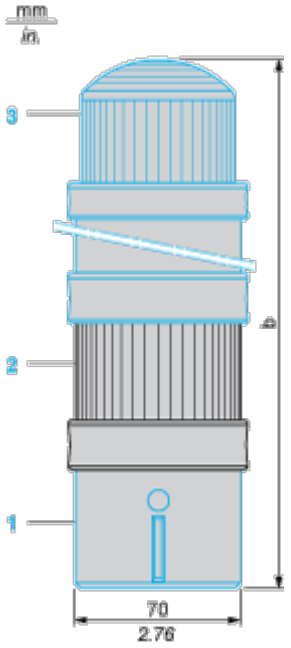


(1) Base unit XVBC07, to be ordered separately

(2) Illuminated or audible signalling unit

(3) “Flash” unit, to be ordered separately

| Number of illuminated or audible signalling units other than “flash” tube | b in mm | b in in. |
|---|---|---|
| 1 | 295 | 11.61 |
| 2 | 358 | 14.09 |
| 3 | 421 | 16.57 |
| 4 | 484 | 19.06 |

Technical Description

## Indicator Bank

### Adjustment of Audible Signal

By means of 4 microswitches located in the base of the buzzer:

- 2 switches marked 1 and 2 for selecting continuous or intermittent mode (Hz).
- 2 switches marked 3 and 4 for selecting the power (dB) of the audible signal.

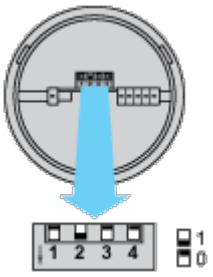


| Position of microswitches | | Setting |
|---|---|---|
| 1 | 2 | Mode |
| 1 | 1 | continuous: 2.8 kHz |
| 1 | 0 | continuous: 2.8 kHz |
| 0 | 1 | intermittent: 5 Hz |
| 0 | 0 | intermittent: 1 Hz |

| Position of microswitches | | Setting |
|---|---|---|
| 3 | 4 | Power |
| 1 | 1 | 90 dB |
| 0 | 1 | 85 dB |
| 1 | 0 | 80 dB |
| 0 | 0 | 70 dB |

Image of product / Alternate images

**Alternative**








CLOSE

Image of product in real life situation

