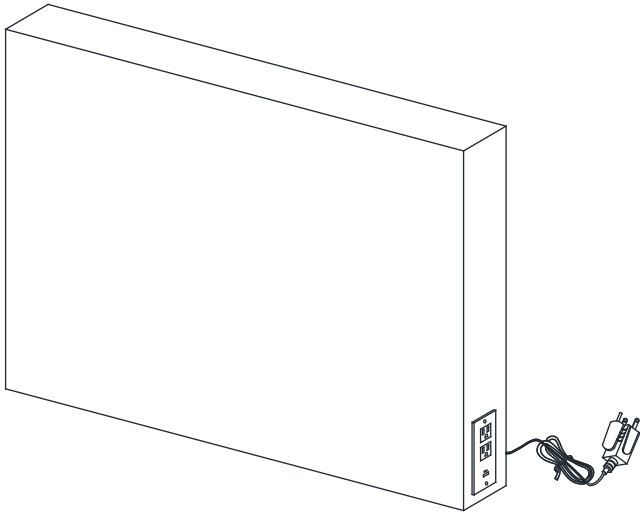


Thank you for your Purchase!



UPHOLSTERED HEADBOARD WITH USB AND OUTLETS

ASSEMBLY INSTRUCTIONS

Before You Begin: A power drill, Phillips screwdriver, and rubber hammer are required for permanent installation (Not Included).

Please identify all component parts and hardware pieces required before you begin. Carefully remove all of the components from the packaging and set aside for assembly. Assemble on a soft surface to prevent scratching during assembly.

Caution:

Tighten all components securely before use. Failure to do so may result in personal injury. DO NOT use any sharp objects to open plastic wrapped components as damage to product or components may

result.
Warning:

CHOKING HAZARD - Small Parts Adult Assembly Required

Injury may result from tipping furniture. You must install the Tipping Restraint Hardware with the unit to prevent the unit from tipping and causing any accidental injury, instability, death, or damage. The tipping restraint is intended only as a safety measure. It is not a substitute for proper adult supervision.

This tipping restraint is not an earthquake restraint. If you wish to add the extra security of earthquake restraints, they must be purchased and installed separately

Serious or fatal crushing injuries can occur from furniture tipping over. To prevent furniture from tipping over, it must be permanently fixed to the wall. Fixing devices for the wall are not included since different wall materials require different types of fixing devices. Use fixing devices suitable for the walls in your home.

Failure to detach this restraint before moving furniture may result in injury or damage.

DO NOT ALLOW CHILDREN TO CLIMB ON FURNITURE.



Customer Service Email; CustomerExperience@theubiquegroup.com | Phone: 866-552-2810

196861160868 / 196861160875



Congratulations!

You just purchased a piece of happiness. At Ubique Group, we believe you can transform your spaces into the most inspired places with furnishings that are the perfect combination of form, function and style. As original innovators of online furniture retail, we offer the best selection of popular, contemporary styles at cool, comfortable prices. And, with decades of proven shipping and packaging expertise, our Extended Quality Checklist ensures a rewarding, hassle-free experience time and time again. It's just what you need to bring your vision to life.

Thank you & Enjoy!!
your friends at Ubique Group



LIKE IT!

*Share it on social
& Tell a friend!
#Spaces2Places*



LOVE IT!

*Write an online
product review
where purchased*



NOT SURE?

*Let us help!
Contact our
customer support.*

Have a question, concern or simply need a hand? Your satisfaction is our top priority. Contact us at 866-552-2810 or customerexperience@theubiquegroup.com. We're here to help!

Browse Our Branded Collections

There's something for everyone inside our family of brands.



Visit www.theubiquegroup.com/brands or scan this code.





We pride ourselves on providing an excellent customer experience starting right here with your package and instructions. Everything you need should be right where you need it, so you can get to enjoying your new item ASAP. But despite our best efforts, sometimes "slips happen." If you need any support, from replacement parts to recommendations, please reach out to our wonderful customer support team at 866-552-2810 or customerexperience@theubiquegroup.com. We're here to help!

EVERY UBIQUE GROUP PRODUCT




Quality &
Durability Tested



Packaged
with Care



Shipped from
our U.S. Facility



Designed
for Easy
Assembly



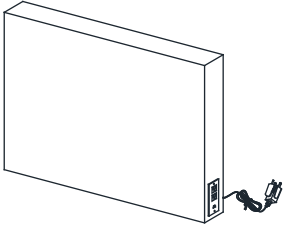
Ethically
Sourced

Please visit <https://www.theubiquegroup.com/warranty> for complete warranty information.

Read this manual before using this product. Failure to follow the instructions and safety precautions in this manual can result in serious injury or death. Keep this manual in a safe location for future reference.

Part


Part 1: Headboard



1 pc

Hardware

NOTE: A power drill, Phillips screwdriver, and rubber hammer are required for permanent installation (Not Included).



Wall Anchor 6mm

Part A 2 pcs

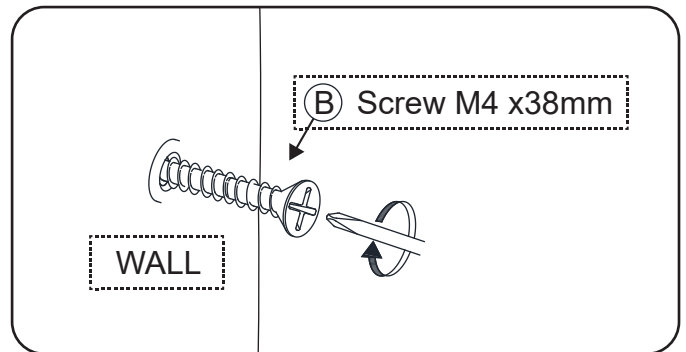
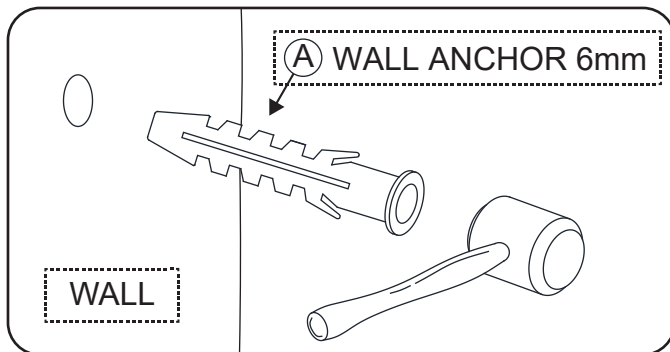


Screw M4 x 38mm

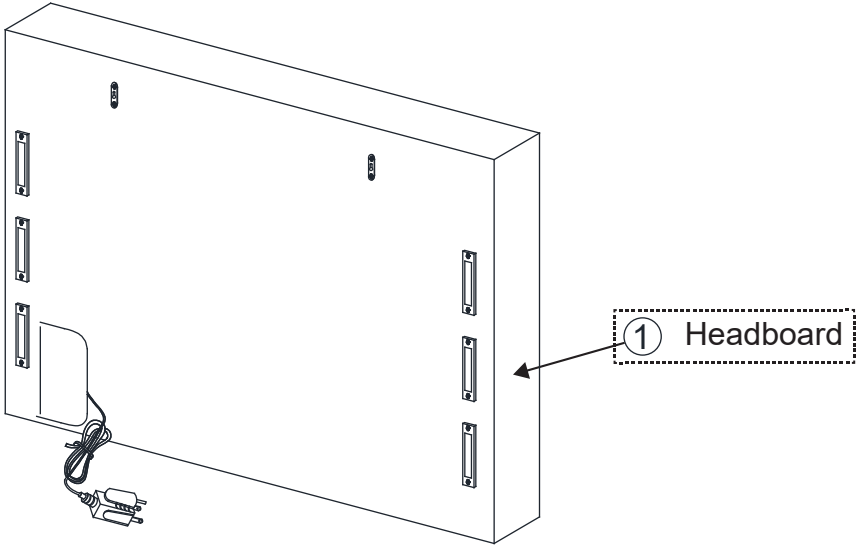
Part B 2 pcs

For Permanent Installation

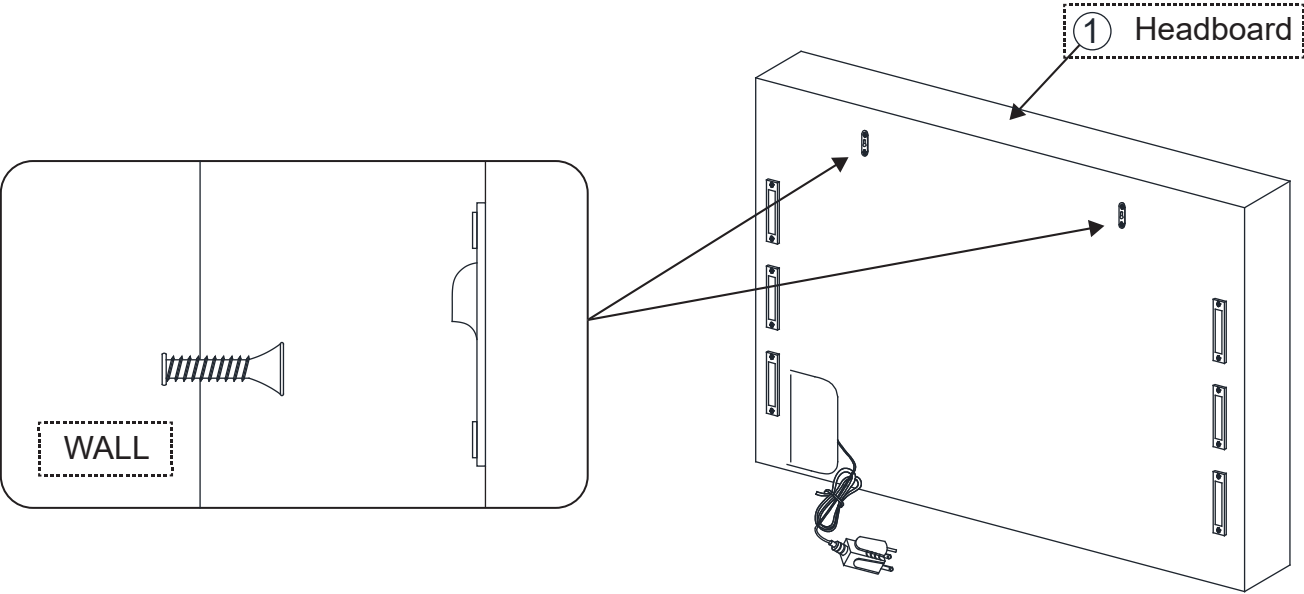
Step 1: Drill two holes in the wall 16.5 inches apart. Use a hammer to gently insert the wall anchors (Part A) into the wall. Using a Phillips screwdriver, insert the screws (Part B) into the wall anchor and tighten, leaving 1/2" extended outside the hole.



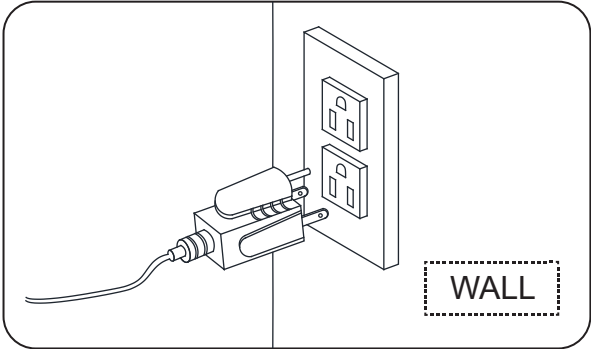
Step 2: Unwind power cord from the pouch on the back of the headboard.



Step 3: Align the brackets at the top of the headboard with the screws in the wall then attach the headboard.

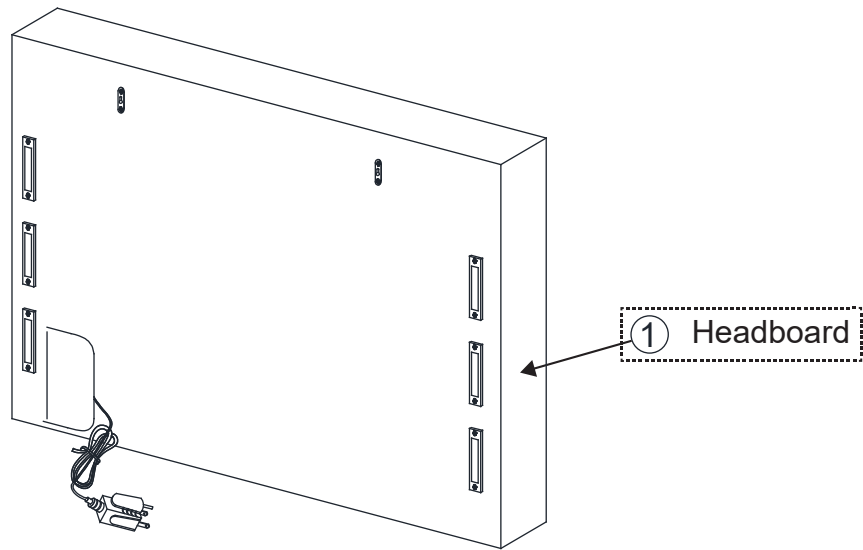


Step 4: Plug the power cord into the wall outlet.

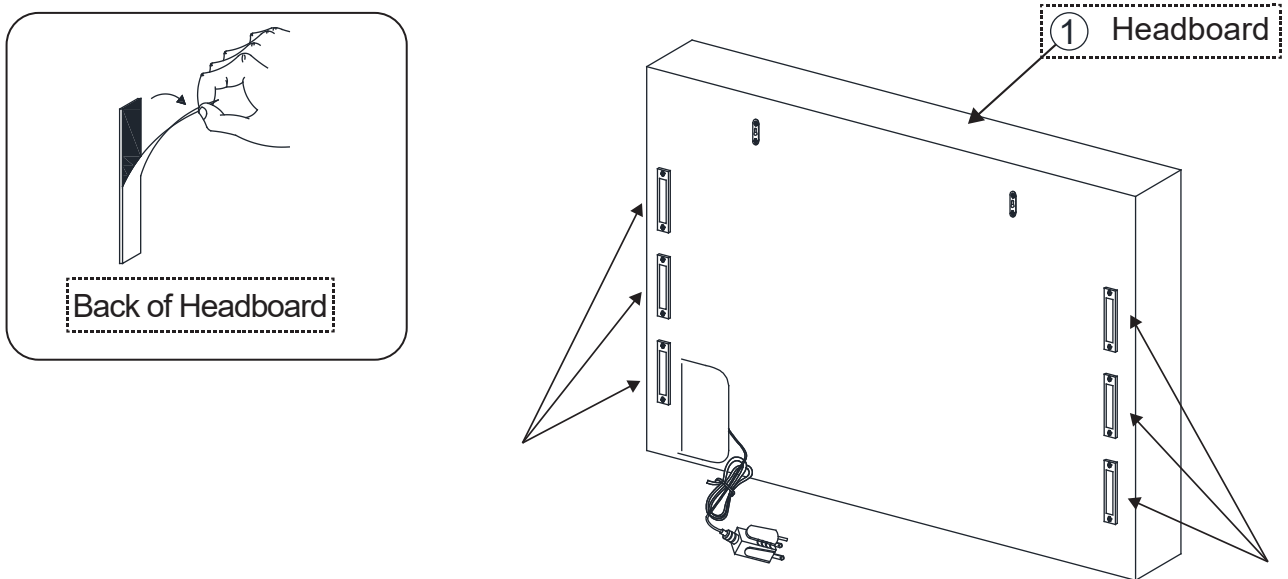


For Temporary Installation

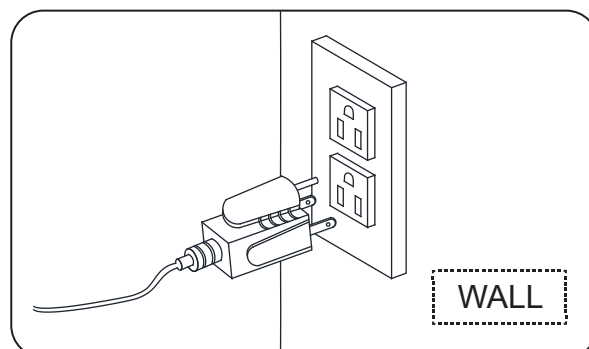
Step 1: Unwind power cord from the pouch on the back of the headboard.



Step 2: Remove the protective film from the 6 adhesive strips on the back of the headboard, place in your desired location, then press firmly to the wall.



Step 3: Plug the power cord into the wall outlet.



Quality and Safety Guidelines:

- Please follow the static and dynamic weight capacity limits provided on this item. If you are unsure of the weight capacities for this product, email us at customerexperience@theubiquegroup.com or call 866-552-2810.
- Please install using wall anchors or install directly to wall studs as instructed by the assembly instructions. Injuries can occur from incorrectly installing the headboard.
- For maintenance instructions and replacement parts, please email us at customerexperience@theubiquegroup.com or call 866-552-2810.
- Do not climb, hang, stand or sit on this product.
- Use only approved USB cords, electric cords, plugs, and devices. Keep hands and fingers away from outlets. Do not insert any objects in outlets other than approved electrical cords/plugs and devices.
- The item is intended to be used indoors.
- Please inspect this product regularly to make sure there are no damaged or worn parts. Also inspect to make sure all hardware is tightened correctly and securely. For inspection instructions, please email us at customerexperience@theubiquegroup.com or call 866-552-2810.
- If any parts are damaged or worn, please stop using the product. Repair this product with manufacturer supplied parts only.
- For product longevity, product safety and product integrity, protect from wet and humid weather or other wet, humid or moist conditions and store indoors in a dry location. For additional storage and usage instructions, please email us at customerexperience@theubiquegroup.com or call 866-552-2810.
- Please visit www.theubiquegroup.com for our product warranty details or email us at customerexperience@theubiquegroup.com or call 866-552-2810.

**This product contains composite wood
that complies with phase 2 of CA ATCM 93120 for
formaldehyde.**

**EPA TSCA Title VI/40 CFR
Part 770 compliant for formaldehyde.**

COMPLIES WITH FCC PART 15B