


11.5"


4.45"

# summer™ 3Dquickclose™ CS™ +


by ingenuity™

6M-50lbs (22,7kg)  
Compact Fold Stroller




See me fold 


Self folding



One hand compact fold



Compact lightweight design 19 lbs




Car seat compatible\*

\*Compatible with the following car seats: Chicco® Keyfit® 30, Chicco® Fit2®, Graco® SnugRide® Click Connect™ 35, Graco® SnugRide® SnugLock® 35, Baby Trend® Secure Snap Gear® 35

FRONT - ENGLISH

ES \*Compatible con los siguientes asientos infantiles para el automóvil: Chicco® Keyfit® 30, Chicco® Fit2®, Graco® SnugRide® Click Connect™ 35, Graco® SnugRide® SnugLock® 35, Baby Trend® Secure Snap Gear® 35

FR \*Compatible avec les sièges d'auto suivants : Chicco® Keyfit® 30, Chicco® Fit2®, Graco® SnugRide® Click Connect™ 35, Graco® SnugRide® SnugLock® 35 et Baby Trend® Secure Snap Gear® 35



Plegado compacto con una sola mano  
Pliage compact d'une seule main



Diseño compacto y ligero 8,6 kg  
Conception compacte et légère 8,6 kg



Compatible con asiento infantil para el automóvil\*  
Compatible avec les sièges d'auto\*

Autoplegable Auto-pliant




Mírame doblar Regarde-moi me coucher 

# summer™ 3Dquickclose™ CS™ +

by ingenuity™

6M-50lbs (22,7kg)  
Silla de Paseo Plegable Compacta • Poussette Compacte Pliable

BACK - SPANISH/FRENCH

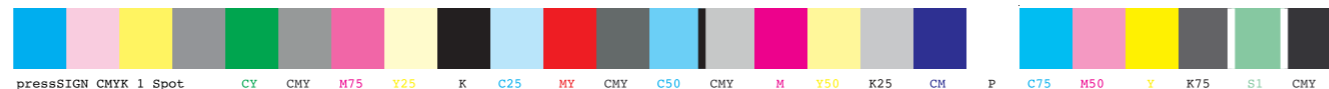


**File Name:** 31900-051\_3L\_POP091224.ai  
**Brand:** Ingenuity  
**Category:** Stroller  
**Product Name:** quickclose  
**Package Designer:** alisa  
**Product Manager:** Mandy G  
**Engineer:**  
**Languages:** 1L/2L  
**Dimensions:** See Dieline


Packaging Prints  
PMS 353 C plus CMYK  
L\*81.64 a\*-39.47 b\*14.56

100%	75%	50%	25%	10%	3%	2%	1%	Color
PMS 353 C								
Cyan								
Magenta								
Yellow								
Black								

pressSIGN CMYK 1 Spot\_Colourbar\_ISO 12647-2 Coated White Backing v6\_labels\_below i1Pro Contrast Bars.eps



pressSIGN CMYK 1 Spot\_Colourbar\_ISO 12647-2 Coated White Backing v6\_labels\_below.eps



There are two color bars on this proof and in the art file. One to be used with X-rite I1 Pro Spectrophotometer. The other can be used with most other spectrophotometers. Printers must repeat one of the two color bars all the way across the width (gripper edge) of the press sheets on sample runs and production runs. Failure to comply will result in the remaking of film and/or plates at your cost. 数码稿以及设计文件包含了两种色带。一种适用于X-rite (爱色丽) I1 Pro 分光光度计，另一种适用于其它大部分的分光光度计。在打样或者批量生产时，印刷厂必须选择其中一种色带并重复添加直到覆盖整张纸的宽度（叼口边）。没有按照上述要求而导致重新出菲林、出版的费用将由印刷厂承担。

Attach ENGLISH SIDE facing out

Must use 19mm swift tacks



Attach to seam with 2 swift tacks for extra stability

