Specification Features

- REVERSIBLE SHOWER DOOR, BASE, AND WALL KIT
- DOOR CONFIGURATION: FIXED PANEL & SLIDING DOOR
- REVERSIBLE FOR A RIGHT OR LEFT DOOR OPENING INSTALLATION
- 1/4IN. (6 MM) THICK CERTIFIED TEMPERED GLASS
- UP TO 1 IN. ADJUSTMENT PER SIDE FOR OUT-OF-PLUMB
- UP TO 4 IN. OF ADJUSTMENT FOR WIDTH, IF NEEDED
- SINGLE THRESHOLD SHOWER BASE
- SHOWER BASE IS REINFORCED WITH FIBERGLASS

Technical Information

- Door Model: Infinity-Z
- Door Type: Sliding shower Door
- Dimensions: 48"W x 36"D x 72"H
- Access Width Max: 19"
- Access Width Min: 15"
- Access Height Max: 70 1/4"
- Threshold Width Min: 1"
- Glass Thickness: 1/4" [6 mm]
- Glass Type: Clear
- Shower Base Color: White

Codes/Standards Applicable

- ANSI Z97.1 (Tempered Glass)
- 16 CFR Part 1201

Hardware Finish Options:

- 01 - Chrome
- 04 - Brushed Nickel
- 06 - Oil Rubbed Bronze
- 09 - Matte Black

Model SKU#s:

D2094836XXC0001 D2094836XXC0004
D2094836XXC0006 D2094836XXC0009

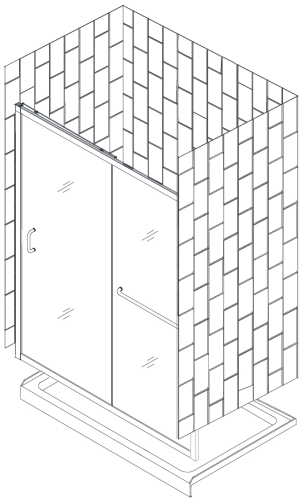

Rev: 03.2025 / DreamLine LLC. / Warminster, PA / 1-866-282-8413 / www.DreamLine.com
DreamLine LLC. Reserves the right to make revisions without notice to product specifications.

Shower and Tub Door Models:

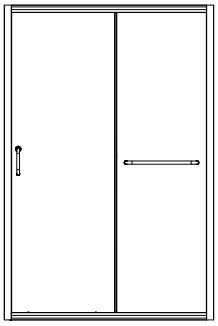

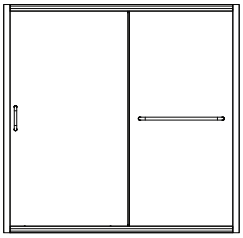

Shower Door SKU#s:
SHDR-0948720-XX
SHDR-0954720-XX
SHDR-0960720-XX

Tub Door SKU#s:
SHDR-0960580-XX

Frosted Glass SKU#s:
SHDR-0948720-01-FR
SHDR-0948720-04-FR
SHDR-0960720-01-FR
SHDR-0960720-04-FR

Important Notes:

If this unit is going to be installed in a new construction, please, install all of the required plumbing and drainage before installing the shower. Use a competent and licensed plumber for all plumbing installation period.

Up to 1 in. adjustment per side for out-of-plumb (uneven) walls.

Guide rails can be trimmed up to 4 in. for width adjustment.

Professional installation recommended.

Important Disclaimers:

- Prior to installation, please ensure that the installation surface is finished, level and solid and will be able to support the total weight of the unit. Also, make sure that the walls are plumb. Irregular installation, surface level or out of square conditions can result in serious problems for your installation.

- Please read Installation Manual thoroughly prior to installing this product.

- Please note that you should consult your local building codes with questions on installation compliance standards. Building and plumbing codes may vary by location, and DreamLine® is not responsible for code compliance standards for your project and will not accept any returns.

For commercial customers, we strongly recommend the use of Dreamline's Onsite Contractor Support option.

Dreamline's commercial warranty does not apply to damage or losses resulting from (i) other than normal and proper use and normal service conditions; (ii) improper installation, (iii) installation in or upon an unsuitable surface or areas; (iv) abuse, (v) accident, (vi) alteration, (vii) misuse, (viii) neglect, (ix) unauthorized repair or the failure to utilize suitably qualified and trained persons to perform service and/or repair of the Product, (x) improper maintenance, (xi) failure to follow installation, operating, cleaning or maintenance instructions, and (xii) use of "non-authorized" parts.

Rev: 03.2025 / DreamLine LLC. / Warminster, PA / 1-866-282-8413 / www.DreamLine.com
DreamLine LLC. Reserves the right to make revisions without notice to product specifications.