

HOMEDICS®

LEADERS IN HEALTH & WELLBEING



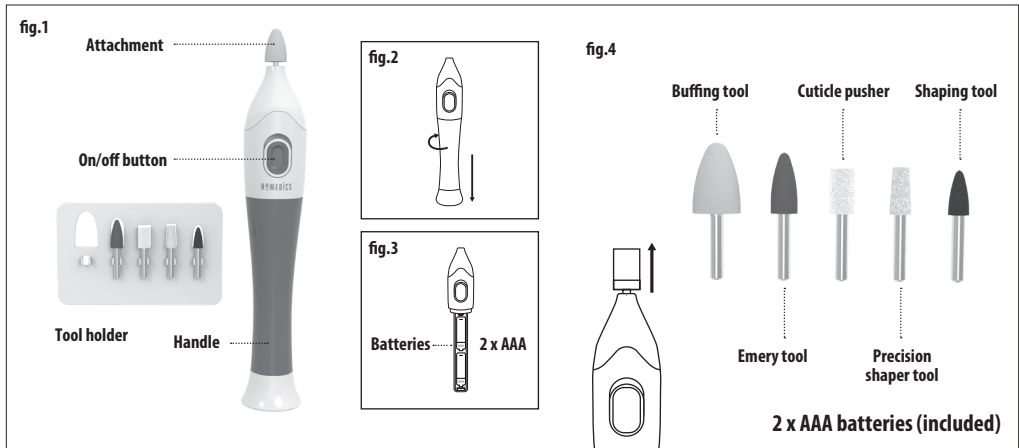
Manicure
ON THE MOVE

PORTABLE MANICURE KIT

MAN-250ALB-EU
MAN-250ALP-EU

3 YEAR GUARANTEE

PRODUCT FEATURES



INSTRUCTIONS FOR USE:

Inserting the batteries

1. Open the battery compartment by twisting the handle of the device to the left (fig.2)
2. Pull the handle cover away to reveal the battery compartment (fig.3)
2. Insert 2 x AAA batteries observing the polarity signs (+ and -) inside the battery compartment.
3. Replace the handle cover and twist to the right to lock into place.

Fitting and changing attachments

1. Ensure the device is switched off.
2. Choose the attachment you wish to use from the tool holder (fig.4):
 - Emery tool - smooths and shapes nails
 - Shaping tool - smooths nails
 - Precision shaper tool - shapes and contours nails
 - Cuticle pusher - cleans under nails and improves cuticle appearance
 - Buffing tool - buffs nails to give a perfect finish
3. Push the attachment into the top of the device (fig.4)
4. When finished, return the attachment to the tool holder

How to use

1. Ensure that your hands are dry and remove nail polish.
2. For best results, use the emery tool attachment first to prepare the nails.
3. Push the on/off switch up to switch the power on
4. Glide the device over each nail for 1 - 2 seconds at a time, applying gentle pressure.
5. Change the tool attachment as needed and repeat.
5. Check the results throughout. Once you are happy with the results turn the switch to OFF.

Cautions

Before use, make sure that the attachment is in good condition. Any malformation, distortion or damage may cause injury.

DO NOT APPLY EXCESS PRESSURE OR CAUSE THE MOTOR TO STOP ROTATING. FOR BEST RESULTS, RUN THE UNIT GENTLY OVER THE NAILS. THIS WILL ENSURE SAFE AND EFFECTIVE SHAPING OF NAILS.

MAINTENANCE AND STORAGE

- Always turn the device off before cleaning it.
- Only clean the device with the supplied brush or a dry cloth. Do not use chemical agents including benzene, alcohol etc.
- To clean the roller attachments, detach them from the device and rinse under a tap.
- Remove batteries if equipment is not going to be used for extended periods of time, and store batteries in a cool dry place away from direct sunlight and metal objects.
- If motor power seems reduced, replace the batteries.

**READ ALL INSTRUCTIONS BEFORE USE.
SAVE THESE INSTRUCTIONS FOR FUTURE
REFERENCE.**

- This appliance can be used by children aged from 14 years and above and persons with reduced physical, sensory or mental capabilities or lack of experience and knowledge if they have been given supervision or instruction concerning use of the appliance in a safe way and understand the hazards involved. Children shall not play with the appliance. Cleaning and user maintenance shall not be made by children without supervision.
- Do not place or store appliance where it can fall or be pulled into a bath or sink. Do not place in or drop into water or other liquid.
- DO NOT reach for an appliance that has fallen in water or other liquids. Keep dry – DO NOT operate in wet or moist conditions.
- NEVER insert pins, metallic fasteners or objects into the appliance or any opening.
- Use this appliance for the intended use as described in this booklet. DO NOT use attachments not recommended by HoMedics.
- NEVER operate the appliance if it is not working properly, if it has been dropped or damaged, or dropped into water. Return it to the HoMedics Service Centre for examination and repair.
- DO NOT operate where aerosol (spray) products are being used or where oxygen is being administered.
- DO NOT attempt to repair the appliance. There are no user serviceable parts. All servicing of this appliance must be performed at an authorised HoMedics Service Centre.
- Please ensure that all hair, clothing and jewellery are kept clear of moving parts of the product at all times.
- If you have any concerns regarding your health, consult a doctor before using this appliance.
- Use of this product should be pleasant and comfortable. Should pain or discomfort result, discontinue use and consult your GP.
- Pregnant women, diabetics and individuals with pacemakers should consult a doctor before using this appliance. Not recommended for use by individuals with sensory deficiencies including diabetic neuropathy.
- DO NOT use on an infant, invalid or on a sleeping or unconscious person. DO NOT use on insensitive skin or on a person with poor blood circulation.
- This appliance should NEVER be used by any individual suffering from any physical ailment that would limit the user's capacity to operate the controls.
- NEVER use directly on swollen or inflamed areas or skin eruptions.
- Do not use on irritated, sunburned or chapped skin, or on any area with dermatological problems.
- Do not apply over warts, moles or varicose veins.
- Do not use for longer than the recommended time.
- Only gentle force should be exerted against the mechanism in order to eliminate risk of injury.
- Failure to follow the above may result in the risk of fire or injury.
- Batteries installed shall not be exposed

to excessive heat such as sunshine, fire or the like. Danger of explosion if battery is incorrectly replaced. Replace only with the same or equivalent type.


THREE YEAR GUARANTEE

FKA Brands Ltd guarantees this product from defect in material and workmanship for a period of 3 years from the date of purchase, except as noted below. This FKA Brands Ltd product guarantee does not cover damage caused by misuse or abuse; accident; the attachment of any unauthorised accessory; alteration to the product; or any other conditions whatsoever that are beyond the control of FKA Brands Ltd. This guarantee is effective only if the product is purchased and operated in the UK / EU. A product that requires modification or adaptation to enable it to operate in any country other than the country for which it was designed, manufactured, approved and / or authorised, or repair of products damaged by these modifications is not covered under this guarantee. FKA Brands Ltd shall not be responsible for any type of incidental, consequential or special damages.


To obtain guarantee service on your product, return the product post-paid to your local service centre along with your dated sales receipt (as proof of purchase). Upon receipt, FKA Brands Ltd will repair or replace, as appropriate, your product and return it to you, post-paid. Guarantee is solely through HoMedics Service Centre. Service of this product by anyone other than the HoMedics Service Centre voids the guarantee. This guarantee does not affect your statutory rights.

For your local HoMedics Service Centre, go to www.homedics.co.uk/servicecentres

Battery directive

 This symbol indicates that batteries must not be disposed of in the domestic waste as they contain substances which can be damaging to the environment and health. Please dispose of batteries in designated collection points.

WEEE explanation

 This marking indicates that this product should not be disposed of with other household wastes throughout the EU. To prevent possible harm to the environment or human health from uncontrolled waste disposal, recycle it responsibly to promote the sustainable reuse of material resources. To return your used device, please use the return and collection systems or contact the retailer where the product was purchased. They can take this product for environmental safe recycling.



FKA Brands Ltd

Somerhill Business Park, Tonbridge, Kent TN11 0GP, UK

Customer Support: +44(0) 1732 378557 | support@homedics.co.uk

IB-MAN250ALXEU-0320-01