

HOMEDICS®

LEADERS IN BEAUTY & WELLBEING



2-IN-1 SHIATSU MASSAGE CUSHION & CORDLESS BODY MASSAGER WITH SOOTHING HEAT

3 YEAR GUARANTEE

MCS-950HJ-GB



Register your product today at
www.homedics.co.uk/product-registration

PRODUCT FEATURES:

MOVING MASSAGE MECHANISM

With LED illumination (glows red when heat is activated)



DETACHABLE BODY MASSAGER

The neck & shoulder massager detaches for use as a cordless body massager



INSTRUCTIONS FOR USE:

1. Remove the adapter from the small white box and plug into the input jack located on the side of the cushion.
2. Plug the unit into a standard 220-240V power supply.
3. Attach the cushion to most chairs for a luxurious massage as you read, rest, or even work.
4. To begin using your 2-in-1 Shiatsu Massage Cushion & Body Massager you must first attach the body massager so that you can enjoy the neck & shoulder massage feature. Take the body massager, stand behind the cushion and line up the two channels in the back of the body massager with the two channels at the top of the massager cushion. Next, press downward and the body massager will slide into place. Once in place, you can adjust the height of your neck & shoulder massage by grasping the handle at the top of the body massager and pulling upward until it locks into the next position. Continue to pull upward until the massager reaches your desired height. Initially, it may take a few tries to determine the height that is best for you
5. The neck & shoulder massager detaches from the cushion for use as a full body massager. To detach, make sure the the cushion's power is off. Stand behind the massage cushion and grasp the handle at the top of the neck & shoulder massager. Next, pull upward until the unit detaches. Once detached you have a cordless body massager that can be used on your neck, upper back, lower back, and legs. Once the cordless body massager has been detached, the massage cushion keeps working separately.

NOTE: The hand control comes with a clear, plastic film to protect the buttons before use. When you are ready to use your massage cushion, peel off the plastic film by lifting at one corner and pulling gently. Discard film.

CORDLESS BODY MASSAGE INSTRUCTIONS

Shiatsu Massage

To activate the massage action, press the power button once and the massage nodes will begin to rotate.

Heat

For soothing heat, press the heat button. The massage nodes will glow red to indicate that the heat has been activated. To turn the heat off, press again. For your safety, heat will only work when the massage feature is on. When you need to charge the unit, reattach it to the massage cushion and plug in the cushion. While charging, there will be a green flashing light on the hand controller. Once fully charged, the light will be solid green. The unit should be fully charged after 4 hours of charge time. A full charge will last approximately 1 hour.

MAINTENANCE:

Cleaning


- Unplug the appliance and allow to cool before cleaning. Clean only with a soft, slightly damp sponge.
- Do not immerse in any liquid to clean.
- Never use abrasive cleaners, brushes, glass / furniture polish, paint thinner etc to clean.

Periodically straighten cord if it becomes twisted.

Storage

Place the appliance in its box or in a safe, dry, cool place. Avoid contact with sharp edges or pointed objects that might cut or puncture the fabric surface. DO NOT wrap the power cord around the appliance. DO NOT hang the unit by the cord.

POWER

To turn on the massage functions, first press . The LED indicator will illuminate.

RELAXATION MODES

Choose from three preset 15-minute massage programs. Each Program runs through a unique combination of the cushion's features for your ultimate relaxation and relief.

CHARGING INDICATOR

The detachable neck & shoulder massager charges when it is attached to the cushion and the cushion is plugged in. The flashing green light in this section of the controller indicates that the detachable unit is charging. Once fully charged it will be solid green.

SPEED

Press the speed button to choose level 1, low speed and level 2, high speed. The speed at which the mechanism travels impacts the massage intensity. Choose level 1 for a gentle massage and level 2 for a more intense massage.


BACK CUSHION

Choose from 3 preset zones to enjoy a shiatsu or rolling massage. Choose full back, upper back, or lower back by pressing the corresponding button.

WIDTH ADJUSTMENT

While the unit is in rolling massage, press this button to adjust the distance or width between the massage heads. With each press, the massage heads will move.

VIBRATION MESSAGE

Add invigorating vibration massage in the back. To turn on vibration press  once, this will initiate vibration action on low intensity. To increase intensity, press a second time for medium and a third time for high. To turn the massage off, press again.

DEMO

For a brief demonstration of the features of the massage cushion, press the "DEMO" button. The LED light will illuminate to indicate active function. The unit will briefly go through each function. Once completed, the unit automatically turns off.

NECK & SHOULDER MESSAGE

To enjoy massage for you neck and shoulders press the massage button in that section. Increase your comfort by pressing the heat button to add soothing heat.

MESSAGE TYPE

Choose from Shiatsu or rolling massage:

SHIATSU MESSAGE

Shiatsu is a deep-kneading massage. During this function, the massage nodes will rotate while traveling up and down your back, soothing tense muscles.



ROLLING MESSAGE



Rolling massage simulates 2 hands pressing firmly and slowly, traveling up and down your back.

SPOT MESSAGE

While the unit is in shiatsu mode, press the "SPOT" button to focus the massage action in one place. Once spot massage is selected, you may adjust the mechanism position by holding either the up or down arrow until the desired position is reached. When the desired position is reached, release the arrow button.

HEAT

For soothing heat when enjoying either shiatsu or rolling massage, press . The massage nodes will glow red to indicate that the heat has been activated. To turn the heat off, press  again. For your safety, heat will only work when the massage feature is on.



**READ ALL INSTRUCTIONS BEFORE USE.
SAVE THESE INSTRUCTIONS FOR FUTURE
REFERENCE.**

- ALWAYS unplug the appliance from the electrical outlet immediately after using and before cleaning. To disconnect, turn all controls to the 'OFF' position, then remove plug from outlet.
- NEVER leave an appliance unattended when plugged in. Unplug from the mains outlet when not in use and before putting on or taking off parts or attachments.
- This appliance can be used by children aged from 8 years and above and persons with reduced physical, sensory or mental capabilities or lack of experience and knowledge if they have been given supervision or instruction concerning use of the appliance in a safe way and understand the hazards involved. Children shall not play with the appliance. Cleaning and user maintenance shall not be made by children without supervision.
- Do not place or store appliance where it can fall or be pulled into a bath or sink. Do not place in or drop into water or other liquid.
- DO NOT reach for an appliance that has fallen in water or other liquids. Switch off at the mains and unplug it immediately. Keep dry – DO NOT operate in wet or moist conditions.
- NEVER insert pins, metallic fasteners or objects into the appliance or any opening.
- Use this appliance for the intended use as described in this booklet. DO NOT use attachments not recommended by HoMedics.
- NEVER operate the appliance if it has a damaged cord or plug, if it is not working properly, if it has been dropped or damaged, or dropped into water. Return it to the HoMedics Service Centre for examination and repair.
- Keep cord away from heated surfaces.
- DO NOT operate where aerosol (spray) products are being used or where oxygen is being administered.
- DO NOT operate under a blanket or pillow. Excessive heating can occur and cause fire, electrocution or injury to persons.
- DO NOT carry this appliance by the cord or use cord as a handle.
- DO NOT use outdoors.
- DO NOT crush. Avoid sharp folds.
- This product requires a 100-240V AC power.
- DO NOT attempt to repair the appliance. There are no user serviceable parts. All servicing of this appliance must be performed at an authorised HoMedics Service Centre.
- DO NOT sit or stand on the massage (back) part of the appliance. The unit should only be used when attached to a chair with the back in the vertical position.
- Never block the air openings of the appliance. Keep air openings free of lint, hair etc.
- Burns can result from improper use.
- Where fitted, the rear strap should only be used to hold the cushion in position against a chair back. It is not intended for any other use.
- Not recommended for use on wooden surfaces as the zipper may damage the wood. Caution is also recommended when using on upholstered furniture.
- Not recommended for use on leather furniture.
- Please ensure that all hair, clothing and jewellery are kept clear of the massage mechanism or any other moving parts of the product at all times.
- If you have any concerns regarding your health, consult a doctor before using this appliance.

- This is a non-professional appliance, designed for personal use and intended to provide a soothing massage to worn muscles. DO NOT use as a substitute for medical attention.
- Use of this product should be pleasant and comfortable. Should pain or discomfort result, discontinue use and consult your GP.
- Pregnant women, diabetics and individuals with pacemakers should consult a doctor before using this appliance. Not recommended for use by individuals with sensory deficiencies including diabetic neuropathy.
- DO NOT use on an infant, invalid or on a sleeping or unconscious person. DO NOT use on insensitive skin or on a person with poor blood circulation.
- This appliance should NEVER be used by any individual suffering from any physical ailment that would limit the user's capacity to operate the controls.
- NEVER use directly on swollen or inflamed areas or skin eruptions.
- DO NOT use before going to bed. The massage has a stimulating effect and can delay sleep.
- Do not use for longer than the recommended time.
- Only gentle force should be exerted against the massage mechanism in order to eliminate risk of injury.
- The appliance has a heated surface. Persons insensitive to heat must be careful when using the appliance.
- Failure to follow the above may result in the risk of fire or injury.
- WARNING: For the purposes of recharging the battery, only use the detachable supply unit provided with this appliance.
- This appliance contains batteries that are non-replaceable.

3 YEAR GUARANTEE

FKA Brands Ltd guarantees this product from defect in material and workmanship for a period of 3 years from the date of purchase, except as noted below. This FKA Brands Ltd product guarantee does not cover damage caused by misuse or abuse; accident; the attachment of any unauthorised accessory; alteration to the product; or any other conditions whatsoever that are beyond the control of FKA Brands Ltd. This guarantee is effective only if the product is purchased and operated in the UK / EU. A product that requires modification or adaptation to enable it to operate in any country other than the country for which it was designed, manufactured, approved and / or authorised, or repair of products damaged by these modifications is not covered under this guarantee. FKA Brands Ltd shall not be responsible for any type of incidental, consequential or special damages.


To obtain guarantee service on your product, return the product post-paid to your local service centre along with your dated sales receipt (as proof of purchase). Upon receipt, FKA Brands Ltd will repair or replace, as appropriate, your product and return it to you, post-paid. Guarantee is solely through HoMedics Service Centre. Service of this product by anyone other than the HoMedics Service Centre voids the guarantee. This guarantee does not affect your statutory rights.

For your local HoMedics Service Centre, go to www.homedics.co.uk/servicecentres


Battery replacement

Your product includes a rechargeable battery designed to last the lifetime of the product. In the unlikely event that you should require a replacement battery, please contact Customer Services, who will supply details of the warranty and out-of-warranty replacement battery service.

Battery directive

 This symbol indicates that batteries must not be disposed of in the domestic waste as they contain substances which can be damaging to the environment and health. Please dispose of batteries in designated collection points.

WEEE explanation

 This marking indicates that this product should not be disposed with other household wastes throughout the EU. To prevent possible harm to the environment or human health from uncontrolled waste disposal, recycle it responsibly to promote the sustainable reuse of material resources. To return your used device, please use the return and collection systems or contact the retailer where the product was purchased. They can take this product for environmental safe recycling.







Distributed in the UK by: FKA Brands Ltd,
Somerhill Business Park, Tonbridge, Kent TN11 0GP, UK
EU Importer: FKA Brands Ltd, 29 Earlsfort Terrace,
Dublin 2, Ireland
Customer Support: +44(0) 1732 378557
support@homedics.co.uk
IB-MCS950HJGB-0621-02