

# FRONT (4x5in)






# BACK (4x5in)



# Attach instruction



## 0.3mm Matte White PP

 <p> <b>File Name:</b> 17781_PTC091025  <b>Brand:</b> Baby Einstein  <b>Category:</b> Peg Toy  <b>Product Name:</b> Opus Rubber Teether  <b>Package Designer:</b> Chelsea A  <b>Product Manager:</b>  <b>Engineer:</b>  <b>Languages:</b> Languages on Package 1  <b>Dimensions:</b> see die line         </p>	<p>Packaging Prints CMYK</p> <table border="1"> <tr> <td></td> <td>Cyan</td> </tr> <tr> <td></td> <td>Magenta</td> </tr> <tr> <td></td> <td>Yellow</td> </tr> <tr> <td></td> <td>Black</td> </tr> </table>		Cyan		Magenta		Yellow		Black	<p>pressSIGN CMYK_Colourbar_ISO 12647-2 Coated White Backing v6_labels_below i1Pro Contrast Bars.eps</p>  <p>pressSIGN CMYK_Colourbar_ISO 12647-2 Coated White Backing v6_labels_below.eps</p> 
	Cyan									
	Magenta									
	Yellow									
	Black									

There are two color bars on this proof and in the art file. One to be used with X-rite I1 Pro Spectrophotometer. The other can be used with most other spectrophotometers. Printers must repeat one of the two color bars all the way across the width (grripper edge) of the press sheets on sample runs and production runs. Failure to comply will result in the remaking of film and/or plates at your cost.

数码稿以及设计文件包含了两种色带。一种适用于X-rite (爱色丽) I1Pro 分光光度计, 另一种适用于其它大部分的分光光度计。在打样或者批量生产时, 印刷厂必须选择其中一种色带并重复添加直到覆盖整张纸的宽度(叼口边)。没有按照上述要求而导致重新出菲林、出版的费用将由印刷厂承担。