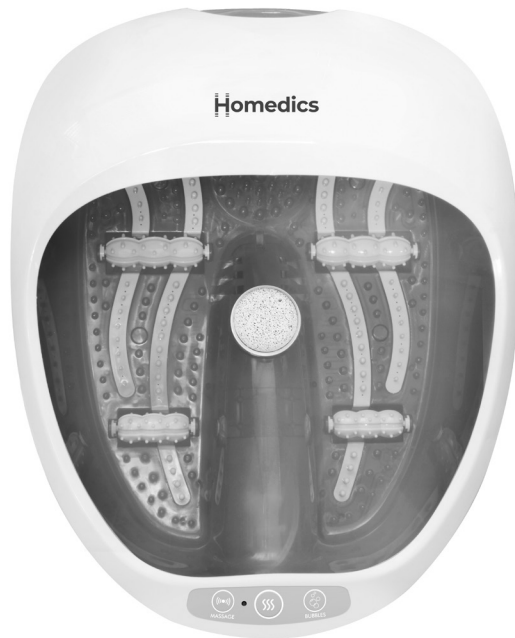


# Homedics

**luxury  
footspa+**



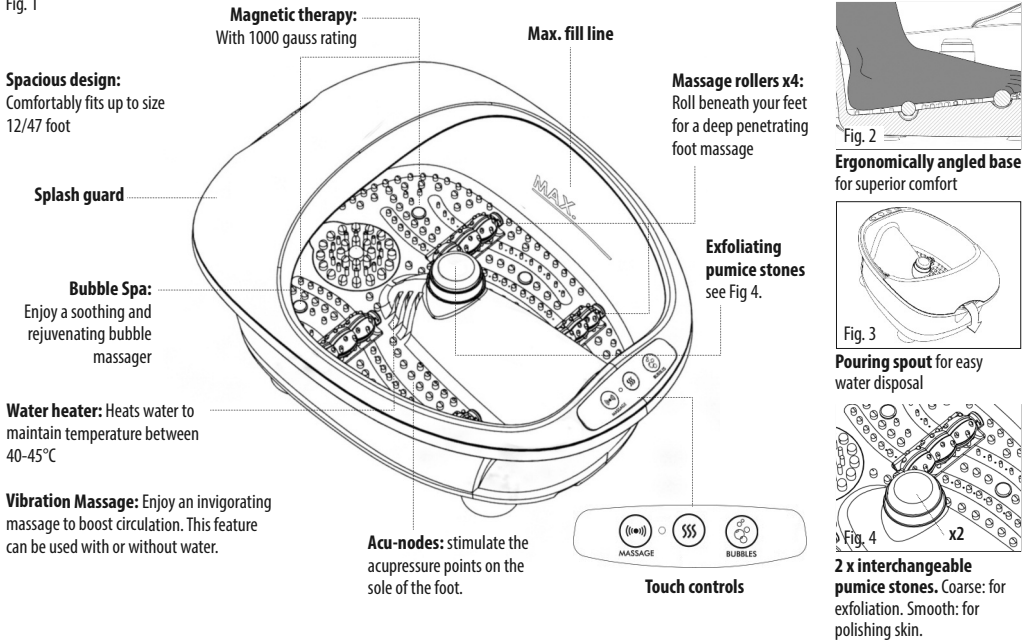
✓ Register your product today at  
[www.homedics.co.uk/product-registration](http://www.homedics.co.uk/product-registration)

**3 YEAR GUARANTEE**




FS-250-GB

## PRODUCT FEATURES

Fig. 1



## INSTRUCTIONS FOR USE

1. Ensure that the unit is unplugged before filling with water. Fill with warm water to the MAX fill line located on the inside of the tub.  
**NOTE:** The water heater will only help to maintain the temperature between 40-45 degrees. It will not heat cold water. For a warm water massage, fill the unit with warm water.
2. Place the unit on the floor in front of a chair. It is recommended to place the product on a towel.
3. Plug the unit into a 220-240 AC power supply.
4. Sit down and place your feet in the spa.
5. To operate the unit:  
to activate vibration massage, press   
to activate Bubble Massage + Keep Warm, press   
Vibration and Bubble massage settings can be used separately or at the same time. **N.B.** The keep warm function is automatically activated when the bubbles are switched on. The vibration massage can be used with or without water. The bubble massage + keep warm must only be used with water.
6. To activate the water heater press  the indicator light will show. The water heater will heat the water to maintain the temperature between 40-45°C. To deactivate the water heater press the button again.  
**N.B.** When filling the footspa use warm water, the heater is not designed to heat the water from cold. Perception of temperature is individual: If the water feels uncomfortably hot, turn off the heater and allow to cool.
7. Enjoy a deep massage by sliding feet back and forth over the stimulating nodes and rollers on the footspa floor. The fixing bracket from one side will come away with the roller, take care not to lose this. To reassemble:
  1. Insert the free end of the roller into the fixed bracket.
  2. Carefully clip the other end, with the bracket attached, back into place.

8. Move your foot over the exfoliating pumice stone to smooth the skin. To change between the coarse and fine stone simple lift the attachment and replace.
9. To turn off, press the buttons again to deactivate.
10. To empty: First, unplug the unit. Tip the unit, allowing water to pour out along the drain spout (see Fig.3). **DO NOT** pour water over the control panel.

**Caution:** Do not fill water over the fill line. The fill line is marked on the inside of the product: **MAX**

### Note:

- To avoid injury and irreparable damage, always remain seated when using this footspa. Never stand on or in the unit.
- NEVER use the bubble function without water. It is ok to use the vibration function without water as a dry massager.

## MAINTENANCE:

### Cleaning

Unplug the appliance and allow to cool before cleaning. Clean only with a soft, slightly damp sponge.

- Do not immerse in any liquid to clean.
- Never use abrasive cleaners, brushes, glass / furniture polish, paint thinner etc to clean

### Storage

Place the appliance in its box or in a safe, dry, cool place. To avoid breakage, **DO NOT** wrap the power cord around the appliance. **DO NOT** hang the unit by the cord.

**READ ALL INSTRUCTIONS BEFORE USE.  
SAVE THESE INSTRUCTIONS FOR FUTURE  
REFERENCE.**

- ALWAYS unplug the appliance from the electrical outlet immediately after using and before cleaning. To disconnect, turn all controls to the 'OFF' position, then remove plug from outlet.
- NEVER leave an appliance unattended when plugged in. Unplug from the mains outlet when not in use and before putting on or taking off parts or attachments.
- Do not attempt to plug or unplug unit while feet are in the water. Ensure that your hands are dry when operating the controls or removing the plug.
- This appliance can be used by children aged from 8 years and above and persons with reduced physical, sensory or mental capabilities or lack of experience and knowledge if they have been given supervision or instruction concerning use of the appliance in a safe way and understand the hazards involved. Children shall not play with the appliance. Cleaning and user maintenance shall not be made by children without supervision.
- Do not place or store appliance where it can fall or be pulled into a bath or sink. Do not place in or drop into water or other liquid.
- DO NOT reach for an appliance that has fallen in water or other liquids. Switch off at the mains and unplug it immediately. Keep dry – DO NOT operate in wet or moist conditions.
- NEVER insert pins, metallic fasteners or objects into the appliance or any opening.
- Use this appliance for the intended use as described in this booklet. DO NOT use attachments not recommended by HoMedics.
- DO NOT use this unit for longer than 30 minutes at a time. Extensive use could cause excessive evaporation of the water, and / or cause the product to overheat. Should this occur, discontinue use and allow the unit to cool before operating.
- NEVER operate the appliance if it has a damaged cord or plug, if it is not working properly, if it has been dropped or damaged, dropped into water, or is leaking. Return it to the HoMedics Service Centre for examination and repair.
- Keep cord away from heated surfaces.
- DO NOT operate where aerosol (spray) products are being used or where oxygen is being administered.
- DO NOT operate under a blanket or pillow. Excessive heating can occur and cause fire, electrocution or injury to persons.
- DO NOT carry this appliance by the cord or use cord as a handle.
- DO NOT use outdoors.
- This product requires a 220-240 V AC power.
- DO NOT attempt to repair the appliance. There are no user serviceable parts. All servicing of this appliance must be performed at an authorised HoMedics Service Centre.
- Do not fill water over the fill line. The fill line is marked on the inside of the product.
- To avoid injury and irreparable damage, always remain seated when using this footspa. Never stand on or in the unit.
- NEVER use without water.

- Never block the air openings of the appliance. Keep air openings free of lint, hair etc.
- Burns can result from improper use.
- Please ensure that all hair, clothing and jewellery are kept clear of the massage mechanism or any other moving parts of the product at all times.
- If you have any concerns regarding your health, consult a doctor before using this appliance.
- This is a non-professional appliance, designed for personal use and intended to provide a soothing massage to worn muscles. **DO NOT** use as a substitute for medical attention.
- Use of this product should be pleasant and comfortable. Should pain or discomfort result, discontinue use and consult your GP.
- Pregnant women, diabetics and individuals with pacemakers should consult a doctor before using this appliance. Not recommended for use by individuals with sensory deficiencies including diabetic neuropathy.
- **DO NOT** use on an infant, invalid or on a sleeping or unconscious person. **DO NOT** use on insensitive skin or on a person with poor blood circulation.
- This appliance should **NEVER** be used by any individual suffering from any physical ailment that would limit the user's capacity to operate the controls.
- Never use any foot spa on open wounds, discoloured areas, or any area of the body that is swollen, burned, inflamed or where skin eruptions or sores are present.
- **DO NOT** use before going to bed. The massage has a stimulating effect and can delay sleep.
- Do not use for longer than the recommended time.
- The appliance has a heated surface. Persons insensitive to heat must be careful when using the appliance.
- Failure to follow the above may result in the risk of fire or injury.


### 3 YEAR GUARANTEE

FKA Brands Ltd guarantees this product from defect in material and workmanship for a period of 3 years from the date of purchase, except as noted below. This FKA Brands Ltd product guarantee does not cover damage caused by misuse or abuse; accident; the attachment of any unauthorised accessory; alteration to the product; or any other conditions whatsoever that are beyond the control of FKA Brands Ltd. This guarantee is effective only if the product is purchased and operated in the UK / EU. A product that requires modification or adaptation to enable it to operate in any country other than the country for which it was designed, manufactured, approved and / or authorised, or repair of products damaged by these modifications is not covered under this guarantee. FKA Brands Ltd shall not be responsible for any type of incidental, consequential or special damages.

To obtain guarantee service on your product, return the product post-paid to your local service centre along with your dated sales receipt (as proof of purchase). Upon receipt, FKA Brands Ltd will repair or replace, as appropriate, your product and return it to you, post-paid. Guarantee is solely through HoMedics Service Centre. Service of this product by anyone other than the HoMedics Service Centre voids the guarantee. This guarantee does not affect your statutory rights.

For your local HoMedics Service Centre, go to [www.homedics.co.uk/servicecentres](http://www.homedics.co.uk/servicecentres)

### WEEE explanation

 This marking indicates that this product should not be disposed with other household wastes throughout the EU. To prevent possible harm to the environment or human health from uncontrolled waste disposal, recycle it responsibly to promote the sustainable reuse of material resources. To return your used device, please use the return and collection systems or contact the retailer where the product was purchased. They can take this product for environmental safe recycling.